



JEFFERSON COUNTY OPIOID DATA

Adam Rovang, EMS Epidemiologist
WEMSIS Program, Office of Community Health Systems

Agenda

- WEMSYS Participation
- EMS Record Timeliness
- Suspected Opioid Overdose Trend
 - WA vs. Jefferson County
 - All Substance Abuse Records
- Quick overview of upcoming DOH Opioid Dashboard

Who's Reporting to WEMSIS?

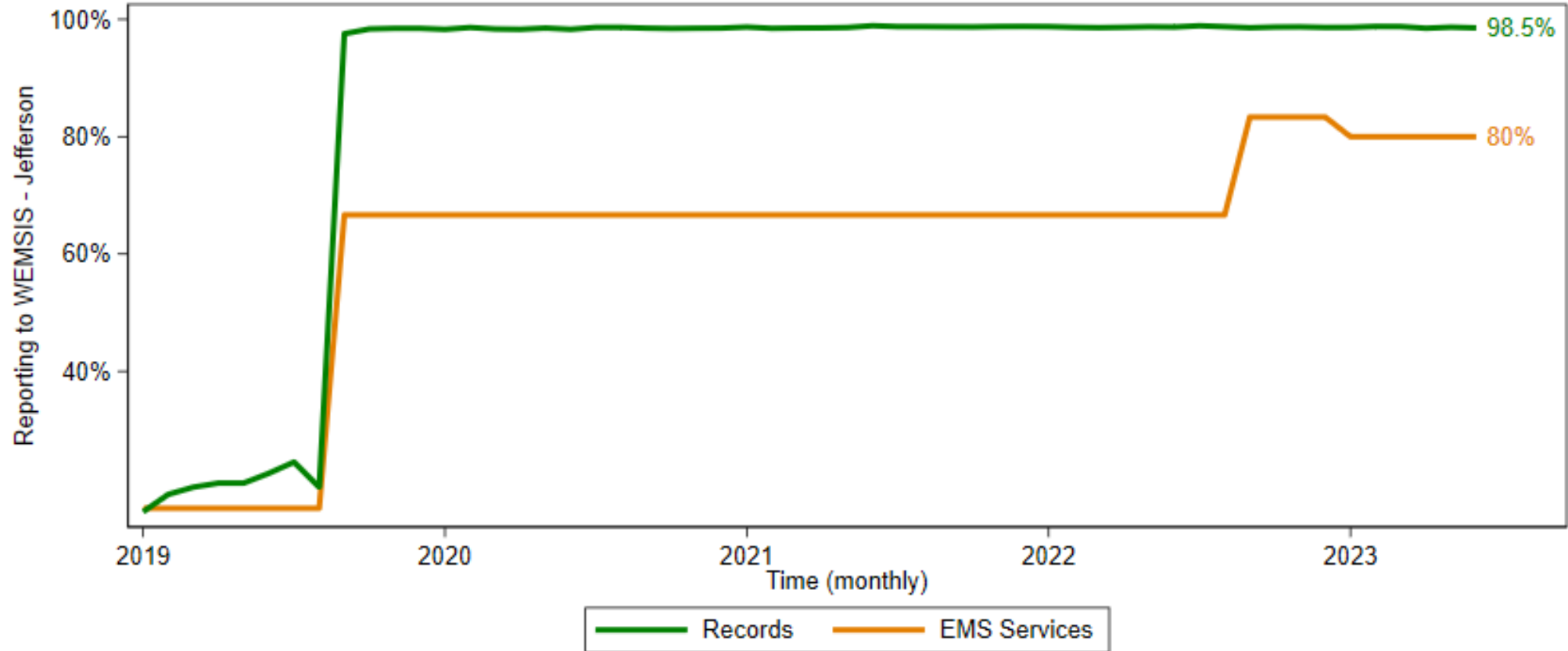
Agencies Reporting Data to WEMSIS as of 7/1

	Agencies Reporting
Washington State Total	333 of 470
Northwest Region Total	29 of 33
Clallam County	8 of 9
Jefferson County	4 of 5
Kitsap County	7 of 7
Mason County	10 of 12

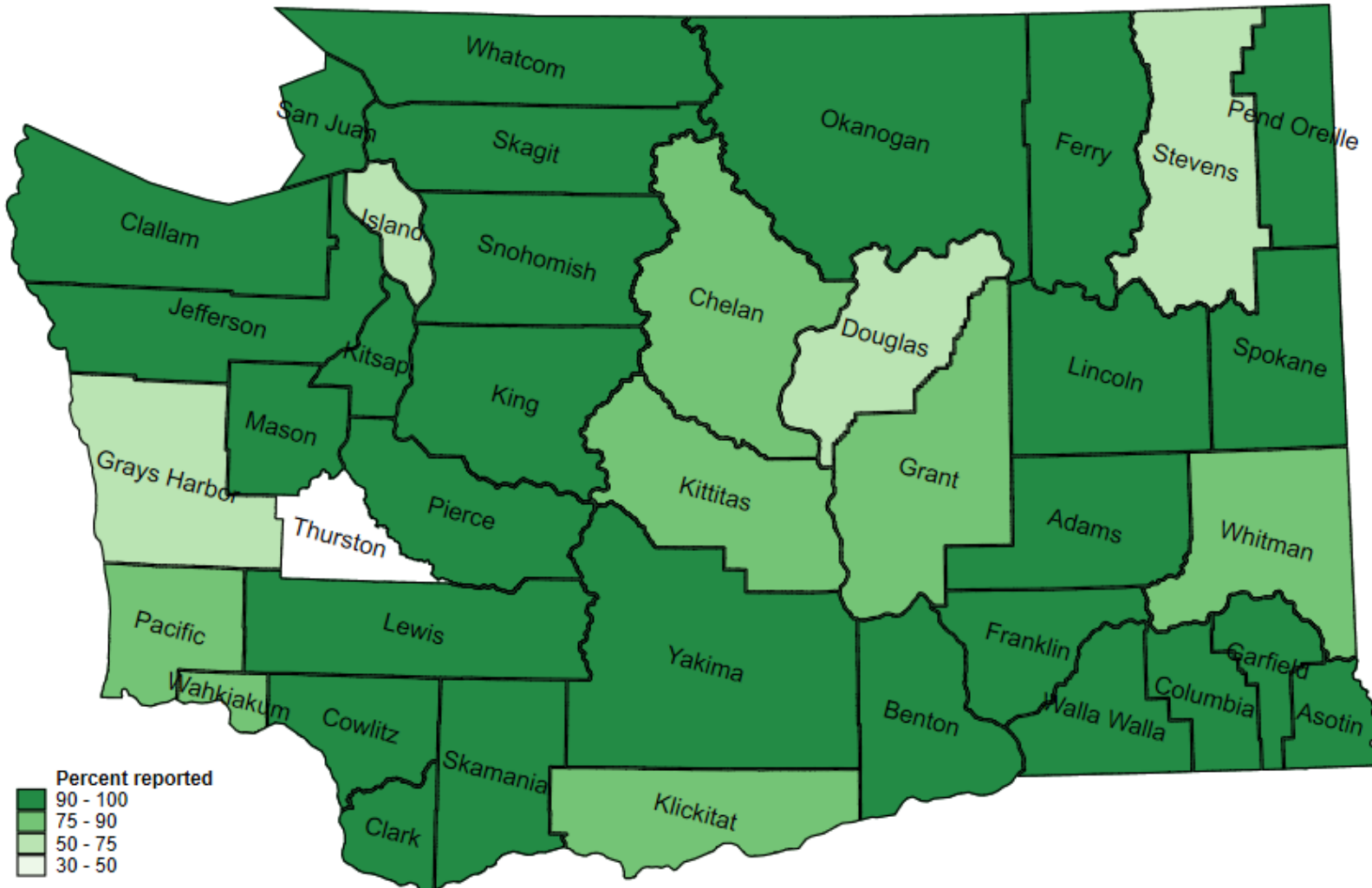
- Statewide 333 (71%) of 470 EMS services report
 - 93% of total response volume*
- Northwest 29 (88%) of 33 EMS services report

*Based on self-reporting of annual volume on EMS license renewals.

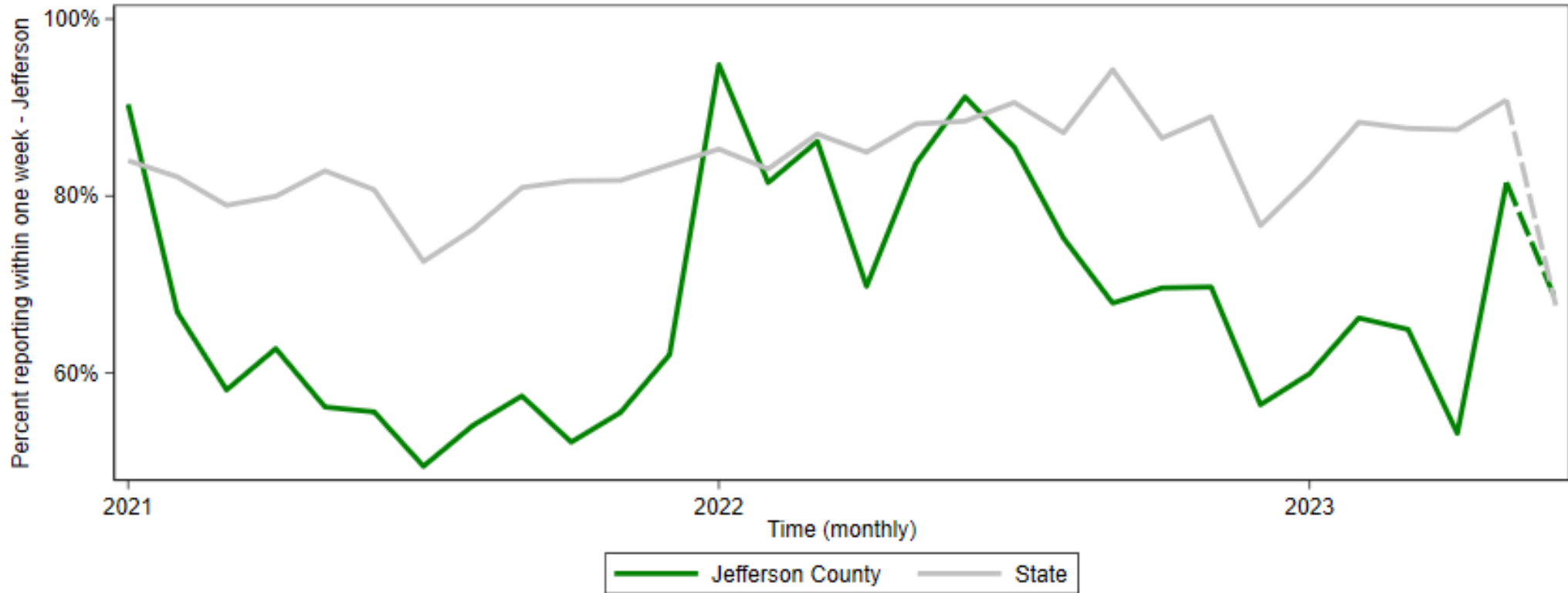
Participation in Jefferson County



Estimated % of EMS Responses Reported to WEMSIS



Timeliness of Jefferson County Records



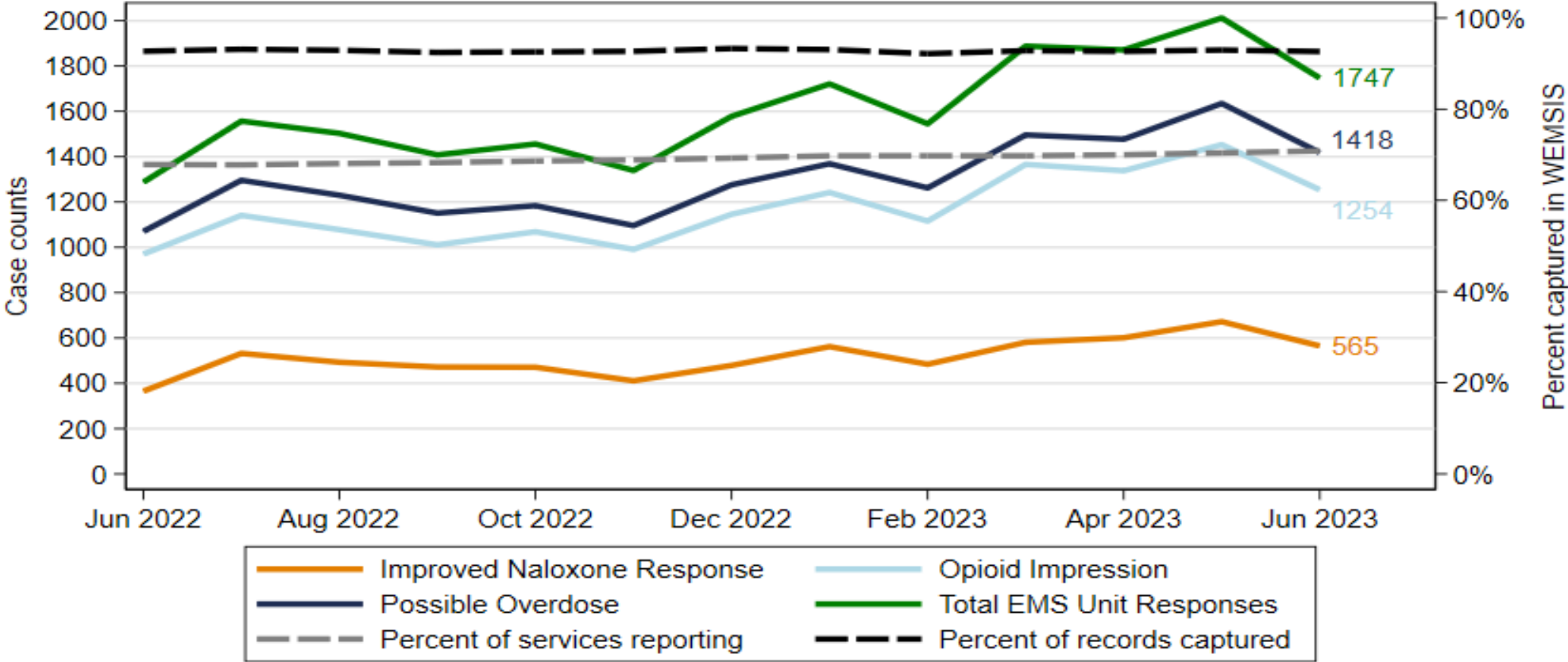
- WEMIS Timeliness Goal: 90% reported within one week (time from unit notified by dispatch to record created)

Codes used to identify Suspected Opioid Overdoses

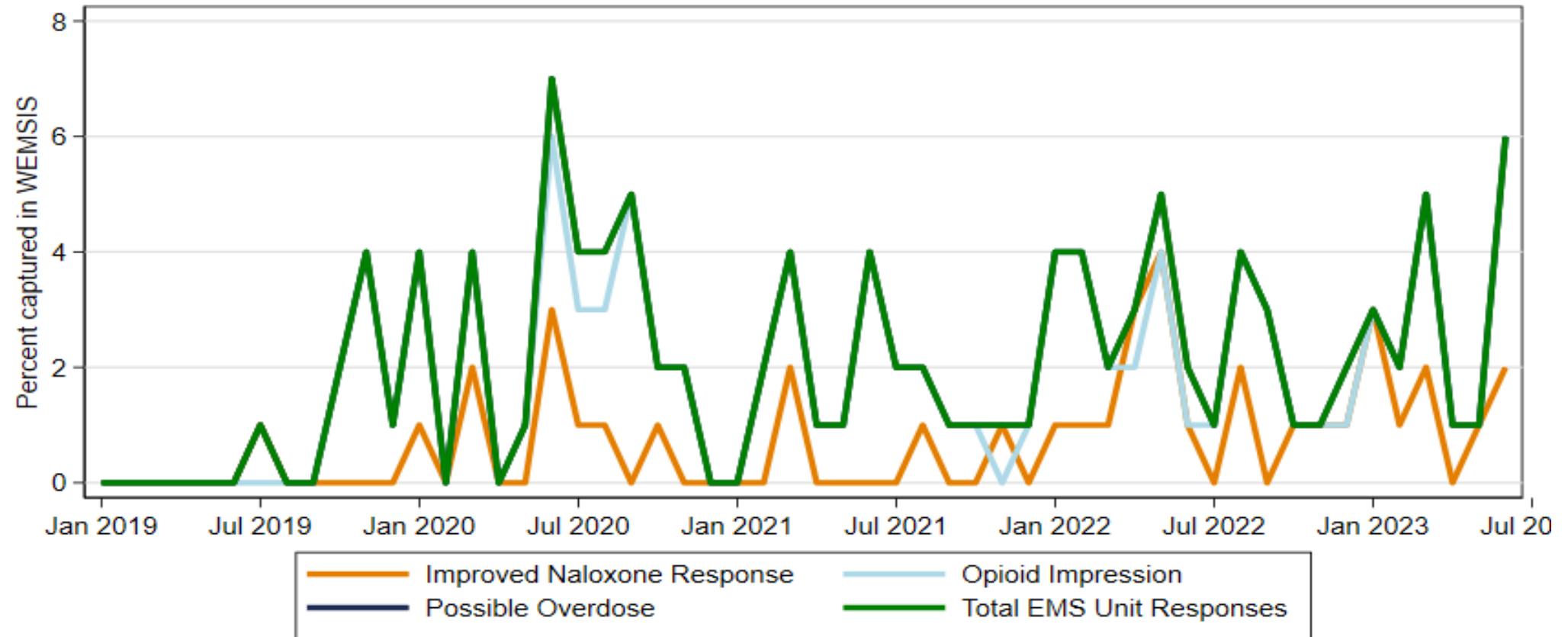
- The current monthly Opioid Report follows the methods of the NEMESIS Opioid Dashboard. The most used opioid codes are F11 and T40.2. We encourage using the following codes for suspected opioid overdoses:

Code	Description	Share
F11	Opioid related disorders Opioid abuse Opioid dependence Opioid use, unspecified	34%
T40.0	Poisoning by, adverse effect of and underdosing of opium	1%
T40.1	Poisoning by and adverse effect of heroin	18%
T40.2	Poisoning by, adverse effect of and underdosing of other opioids	44%
T40.3	Poisoning by, adverse effect of and underdosing of methadone	1%
T40.4	Poisoning by, adverse effect of and underdosing of other synthetic narcotics	3%
T40.6	Poisoning by, adverse effect of and underdosing of other and unspecified narcotics	0%

Suspected Opioid Overdoses in WA



Suspected Opioid Overdoses in Jefferson County



Suspected Opioid Overdose Records

Demographics

Year	Number of Records
2019	8
2020	34
2021	20
2022	34
2023 YTD	22

Sex	Number of Records
Female	43
Male	74
No entry	1

Age Group	Number of Records
<18	3
18-34	36
35-64	61
65+	18

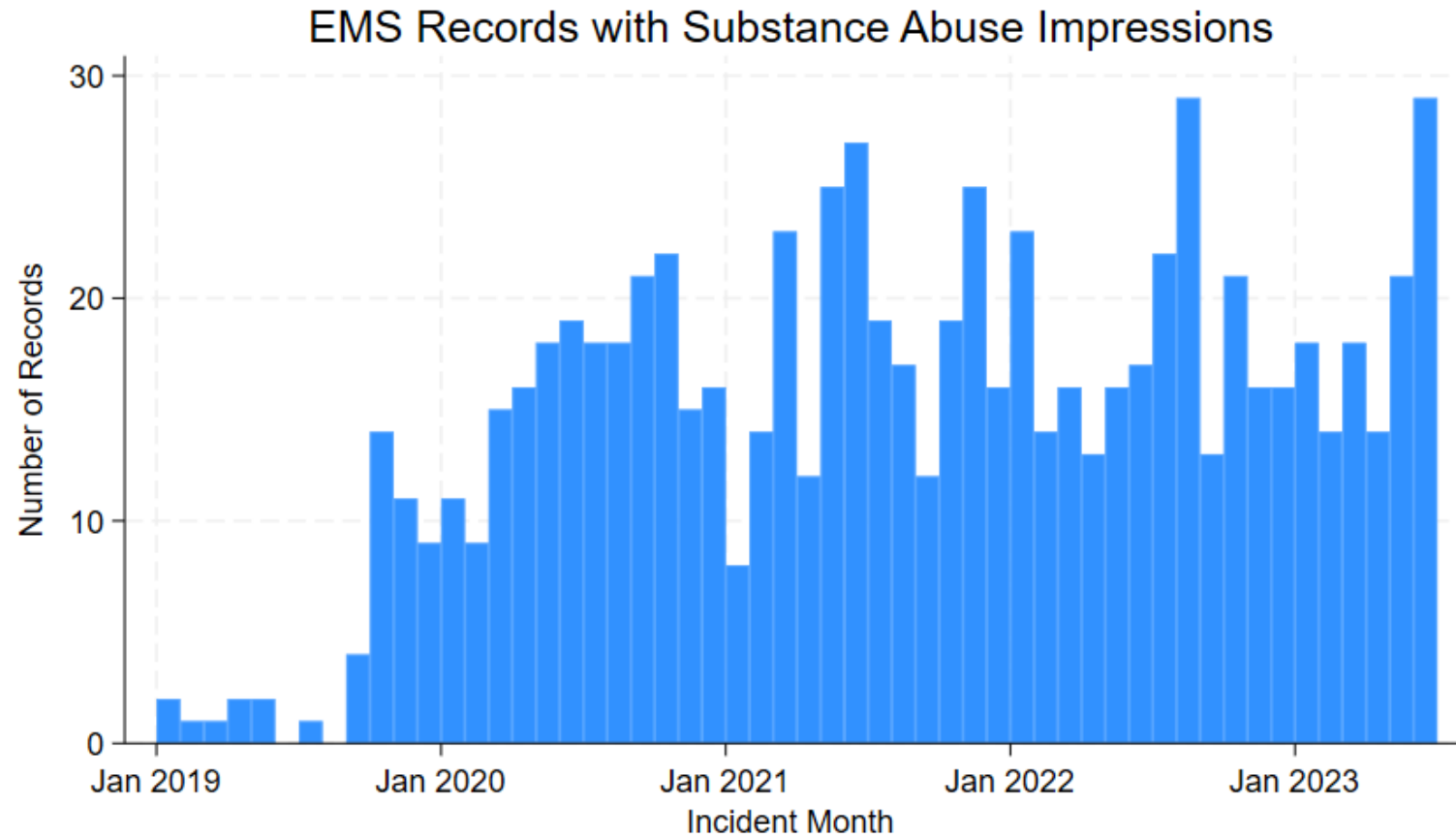
Suspected Opioid Overdose Records

- When looking for opioid codes in the impressions and cause of injury, these are the primary impressions that are most common:

Impression	Number of Records
Injury - Poisoning/Drug Ingestion (T50.994)	22
Behavioral/Psychiatric episode (R45.89)	18
General - Altered Mental Status (R41.82)	14
Overdose - Other Opioids (T40.2X4)	12
General - Altered Mental Status (R41.82)	7
Overdose - Synthetic Narcotics (T40.4X4)	7
Poisoning by and adverse effect of heroin (T40.1)	7
CV - Cardiac Arrest (I46.9)	3
Injury - Poisoning/Drug Ingestion (T50.994)	3
Overdose - Opium (T40.0X4)	3

Records with any Substance Abuse Impression

Year	Number of Records
2019	48
2020	199
2021	217
2022	220
2023 YTD	114



Records with any Overdose or Substance Abuse Impression

Demographics

Sex	Number of Records
Female	288
Male	504
No entry	6

Age Group	Number of Records
<18	45
18-34	190
35-64	399
64+	162

Records with any Overdose or Substance Abuse Impression

- When looking for substance abuse codes in the impressions and cause of injury, these are the primary impressions that are most common:

Impression	Number of Records
Substance Abuse - Alcohol (F10.9)	266
Substance Abuse - Alcohol Dependence, in Withdrawal (F10.239)	63
Injury - Poisoning/Drug Ingestion (T50.994)	40
Substance Abuse - Alcohol, with Intoxication (F10.92)	39
Overdose - Not Specified (T50.904)	30
General - Altered Mental Status (R41.82)	27
Overdose - Other Opioids (T40.2X4)	22
Overdose - Heroin (T40.1X4)	18
Behavioral - Anxiety (F41.9)	15
Substance Abuse - Opioid (F11)	14

New DOH Opioid Overdose Dashboard

- An opioid overdose dashboard is in development at DOH. The dashboard will include **EMS, emergency department, hospitalization, and death record** data.
- The WEMSYS team is working to add EMS data to the dashboard. Measures will include:
 - Number EMS unit responses to possible opioid overdoses
 - Number of possible opioid overdoses
 - Number of possible opioid overdoses with positive Naloxone response
 - Percent transported to a medical facility
 - Median time to scene (unit notified to unit on scene times)
- Access will be granted to **LHJ officials** and **MPDs**. Stakeholder review sessions scheduled for August 3rd.

Recent Work on Overdoses

- DOH Opioid Dashboard
 - Private and Public versions
- Huge Interest from Local Health Jurisdictions in Opioid OD data
 - Yakima, Clark, Lincoln, Cowlitz, Pacific, Skamania, Wahkiakum, Skagit, Snohomish
- Incident Locations
 - Use opioid OD incident locations to determine locations for Naloxone access

Questions?

Contact WEMISIS@doh.wa.gov

Have a data request?

Contact ECSDDataRequests@doh.wa.gov



To request this document in another format, call 1-800-525-0127. Deaf or hard of hearing customers, please call 711 (Washington Relay) or email civil.rights@doh.wa.gov.