

Jefferson County One Tenth of One Percent Tax Fund Evaluation: 2021 Annual Report

Background: In the 2005 Washington State legislative session, Senator Hargrove passed the Omnibus Mental Health and Substance Abuse Reform Act SB 5763 to expand substance abuse and mental health treatment. The bill allows local governments to increase sales tax to improve local services. In 2005, Jefferson County Board of County Commissioners adopted this tax and established the Jefferson County Mental Health and Substance Abuse Sales Tax Advisory Committee to review community needs and local Requests for Proposals from vendors to provide mental health and substance abuse treatment services. In the past three years, this fund provided an average of \$560,000 to vendors. Recipients submit quarterly reports to Kitsap Public Health District under contract to monitor and evaluate the impact of these funds.

COVID-19 Pandemic and Mental Health Services: In 2020, the COVID-19 pandemic led to a stay-at-home order and subsequent restrictions that continued into 2021. These measures created barriers in receiving substance use and mental health treatment. In Jefferson County, treatment became limited due to restrictions on non-COVID health care and capacity. When possible, services transitioned to video or telehealth. Moreover, the pandemic and the resulting consequences continues to impact the mental health of much of the population and increase the need for mental and substance use services.

Table 1: Annual Count of Unduplicated Individuals Served (Not Available Prior to 2013)

Funding Priority	Project	2013	2014	2015	2016	2017	2018	2019	2020	2021
Early Intervention	Functional Family Therapy	---	---	---	---	---	5	7	4	17
	Jumping Mouse: Caregivers	103	174	179	152	156	169	157	129	128
	Jumping Mouse: Kids	73	113	137	125	122	124	109	96	94
	Jumping Mouse (Brinnon): Caregivers	---	---	---	---	---	4	7	11	14
	Jumping Mouse (Brinnon): Kids	---	---	---	---	---	4	6	9	11
	Nurse Family Partnership	54	66	58	62	60	64	54	33	22
	Pfeiffer House	---	---	---	---	---	---	---	---	3
	School-Based Mental Health	132	180	145	192	243	187	255	156	79
Treatment	Discovery Behavioral Health Wraparound Services	---	---	---	---	---	---	---	---	6
	Recovery Café	---	---	---	---	---	---	11	45	109
Jail/Courts	Behavioral Health Court	---	---	32	38	31	33	26	29	20
	Believe in Recovery	---	---	---	---	---	---	136	102	104
	Drug Court	---	---	57	60	54	52	55	35	27
	Family Therapeutic Court	---	---	3	7	4	5	4	5	3
	Police Navigator Program	---	---	---	---	---	---	62	289	263
Housing	Discovery Behavioral Health Transitional Housing	---	---	---	---	---	6	6	4	4
	OlyCap Housing	---	---	---	---	---	12	46	43	28
Total										790

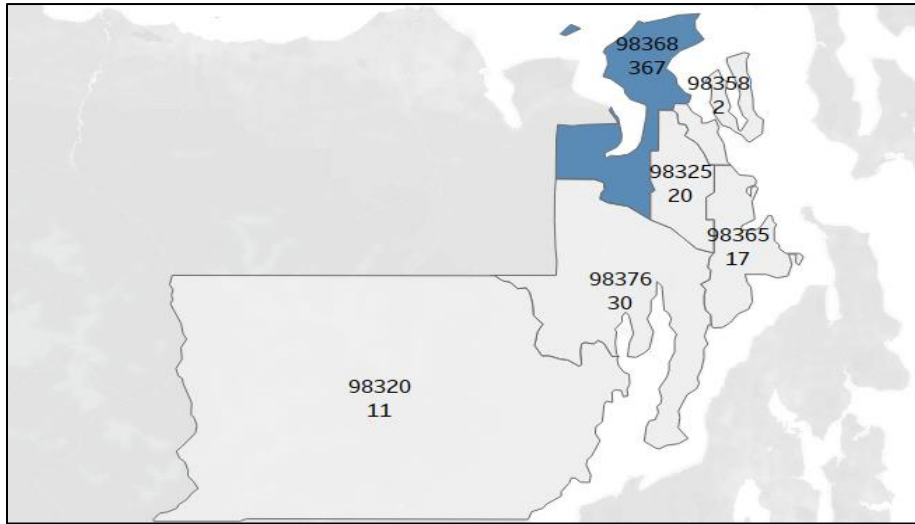


Figure 1: Zip Codes of Unduplicated Individuals Served

In 2021, the Jefferson County One Tenth of One Percent Funds provided services for 790 individuals. Programs provided zip codes for 495 individuals served (63% of individuals – an 11% increase from those reported last year). Of those individuals’ zip codes provided, most individuals reported living in 98368 (74%) followed by 98339 (10%). In addition, 14% of individuals served reported being homeless at some point during their services. Programs reported overall only 2% of individuals served as living outside of Jefferson County.

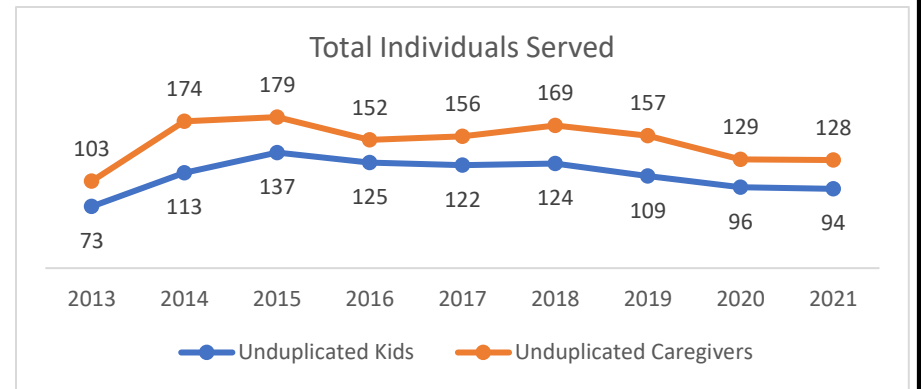
Table 2: Jefferson County One Tenth of One Percent Program Budget

Funding Priority	Project	2013	2014	2015	2016	2017	2018	2019	2020	2021
Early Intervention	Functional Family Therapy	-	-	-	-	-	\$2,910	\$11,500	\$5,110	\$680
	Jumping Mouse	\$24,000	\$30,000	\$27,550	\$27,570	\$70,125	\$84,327	\$79,000	\$79,000	\$78,999
	Jumping Mouse (Brinnon)	-	-	-	-	-	\$12,186	\$32,424	\$32,424	\$34,505
	Nurse Family Partnership	\$25,900	\$31,740	\$29,170	\$29,169	\$42,121	\$49,227	\$64,428	\$54,720	\$64,000
	Pfeiffer House	-	-	-	-	-	-	-	-	\$0
	School-Based Mental Health	\$59,339	\$65,000	\$55,717	\$51,983	\$83,248	\$63,372	\$72,481	\$68,205	\$42,711
Treatment	Discovery Behavioral Health Wraparound Services	-	-	-	-	-	-	-	-	\$50,400
	Recovery Café	-	-	-	-	-	-	\$45,000	\$45,000	\$43,984
Jail/Courts	Behavioral Health Court	-	-	\$15,000	\$15,801	\$40,198	\$44,412	\$48,330	\$44,497	\$31,559
	Believe in Recovery	-	-	-	-	-	-	\$32,000	\$31,994	\$32,000
	Drug Court	-	-	\$15,000	\$15,508	\$39,852	\$41,239	\$40,421	\$33,031	\$35,835
	Family Therapeutic Court	-	-	\$5,754	\$5,799	\$11,279	\$9,522	\$10,000	\$5,307	\$3,800
	Police Navigator Program	-	-	-	-	-	-	\$55,000	\$54,559	\$54,796
Housing	Discovery Behavioral Health Transitional Housing	-	-	-	-	-	\$23,642	\$24,000	\$18,900	\$18,000
	OlyCap Housing	-	-	-	-	-	\$19,078	\$18,000	\$16,185	\$15,823

2021 Annual Report: Summaries of Projects

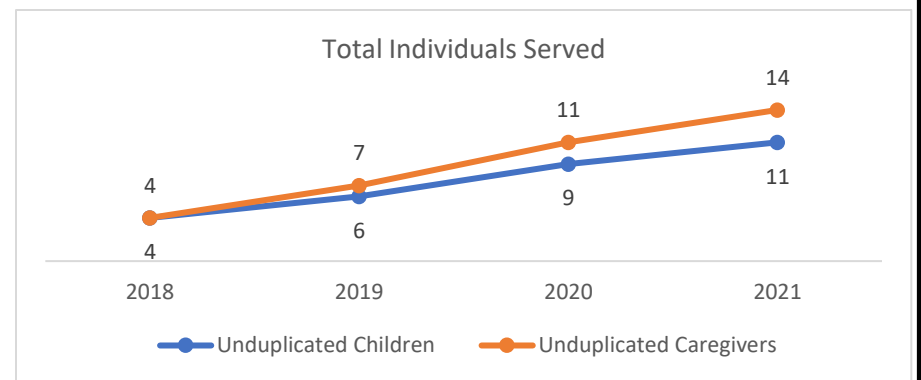
Jumping Mouse

- In 2021, services were provided in a combination of in-person and telehealth, by the end of the year most clients had returned to in-person services.
- In 2021, Jumping Mouse maintained similar numbers of children and caregivers served compared to 2020.
- Success Story: In 2021, 90% of children served either completed or continued services by the end of the year. This metric has remained consistent since 2015.



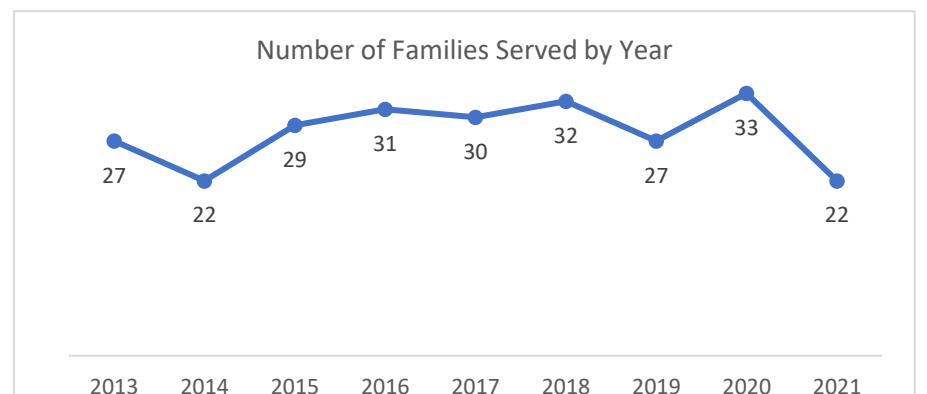
Jumping Mouse Brinnon

- In 2021, services were provided in a combination of in-person and telehealth, the Brinnon School District helped to provide outdoor facilities for them to continue providing services.
- In 2021, there was an increase in kids and caregivers served by the program. Therefore, there was also an increase in the average number of sessions per quarter.
- Success Story: In 2021, 80% of children served either completed or continued services by the end of the year.



Nurse Family Partnership

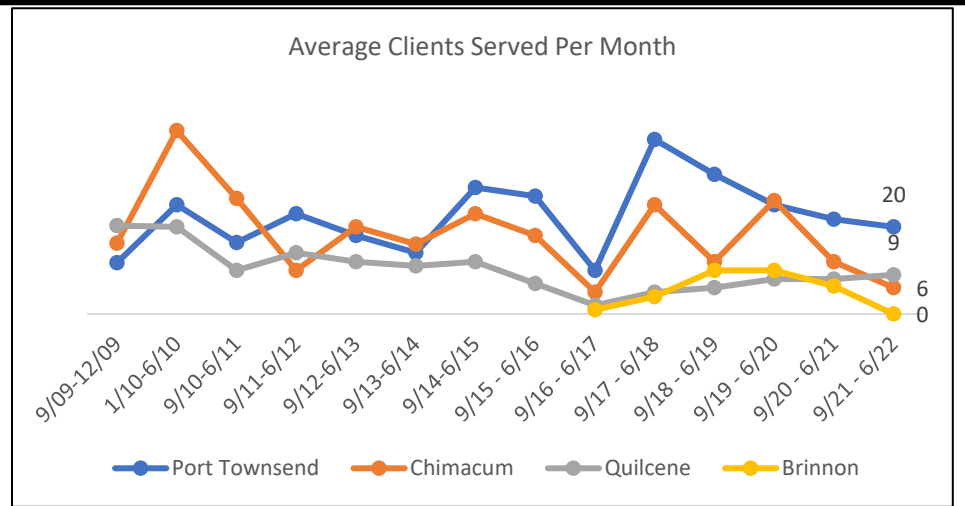
- In 2021, services continued virtually or by phone. Some in-person visits were completed, but majority remained virtual.
- Caseloads in 2021 were low due to caseload transition (graduations and exits of program) and low referrals. NFP worked on strengthening their referral system.
- Built NFP Bridge Partnership between Clallam, Jefferson, and Kitsap counties.
- Success Story: Despite low number of referrals, NFP increased the percent of families enrolled of those referred from 35% to 44%.



2021 Annual Report: Summaries of Projects

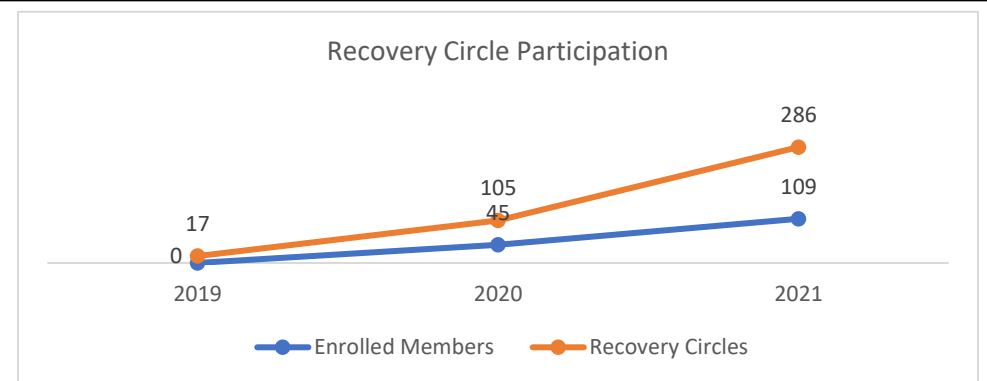
School-Based Mental Health

- The 1/10th Contract for the program was not renewed with MCS Counseling. OESD took on the contract and subcontracted with MCS Counseling to finish the year with existing staff. The contract took time to complete, and services began again in January 2022.
- The program was unable to find a candidate for the Brinnon School District until March 2022.
- These difficulties in maintaining services led to a decrease in number of clients served and visits during the school year.
- Success Story: Despite the changes during the school year, the program was able to serve 79 students and the average number of clients served per month was not dramatically reduced.



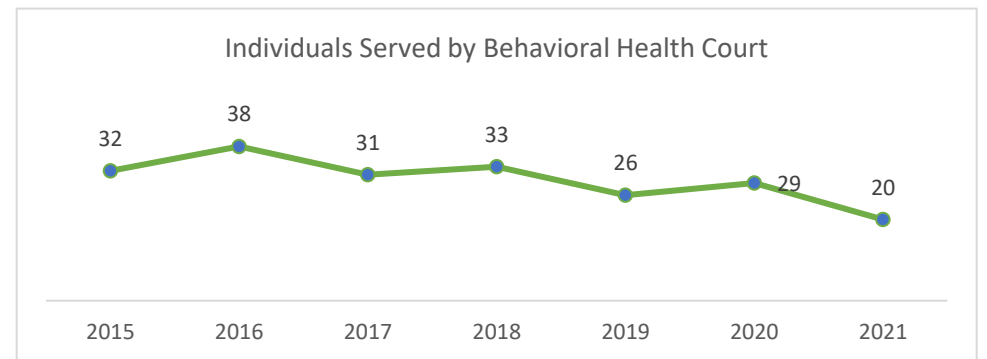
Recovery Café

- In 2021, the RC faced barriers to serving all clients due to vaccination requirements by Jefferson County.
- At the end of 2020, RC opened to the public and began accepting members. In March 2021, RC opened for meal services.
- Successfully received additional funding for the RC from WA Office of Crime Victims Advocacy.
- Success Story: In the fourth quarter, 4 previous members took on the leadership role as a Recovery Circle Facilitator.



Behavioral Health Court

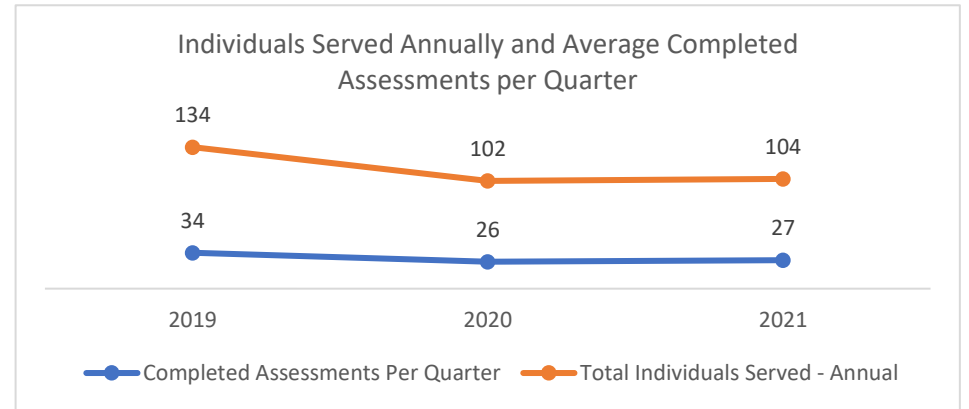
- In 2021, BHC continued virtual or one-on-one meetings.
- Low number of new entries to court due to reduced criminal charges during the pandemic.
- In 2021, clients did not receive any new law violations.
- Success Story: In 2021, 1 BHC participant graduated.



2021 Annual Report: Summaries of Projects

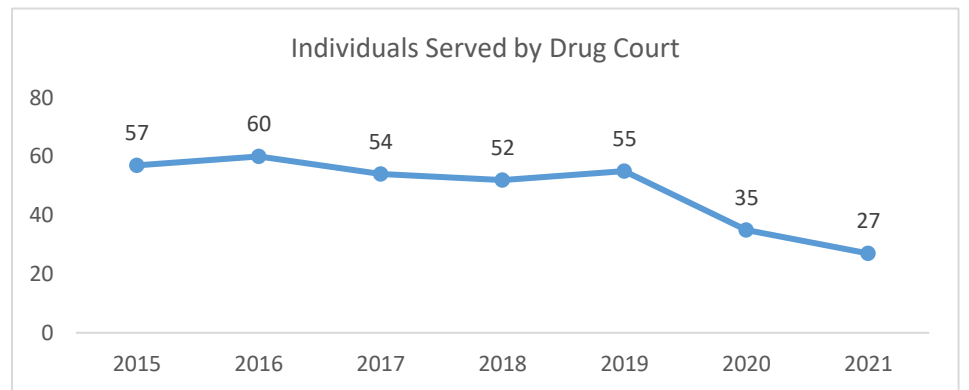
Believe in Recovery

- In 2021, as COVID restrictions at the jail began to ease more individuals were able to be served by Believe in Recovery.
- In 2021, there was a slight increase in number of individuals served by the program from 102 (2020) to 104 (2021) and in the average number of assessments completed per quarter.
- Success Story: Of those admitted to residential inpatient treatment, 88% were able to complete the program.



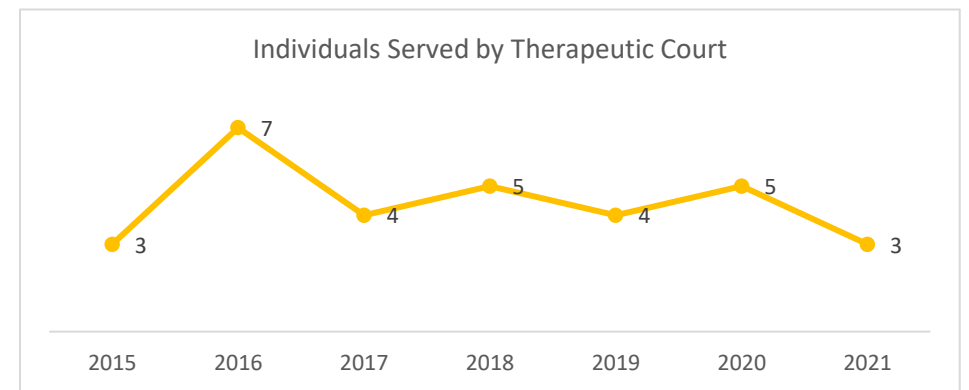
Drug Court

- In 2021, there was a continued decrease in the numbers of individuals served by the Drug Court. This lack of referrals is due to defense attorneys and the new State vs. Blake ruling. DC is currently working on connecting with attorneys to encourage them to refer clients.
- Success Story: In 2021, 8 Drug Court participants graduated.



Family Therapeutic Court

- The number of individuals served by the Family Therapeutic Court decreased in 2021. FTC is currently working with DCFS and attorneys to increase referrals.
- Success Story: In 2021, 100% (3 of 3 participants) graduated from the Family Therapeutic Court.

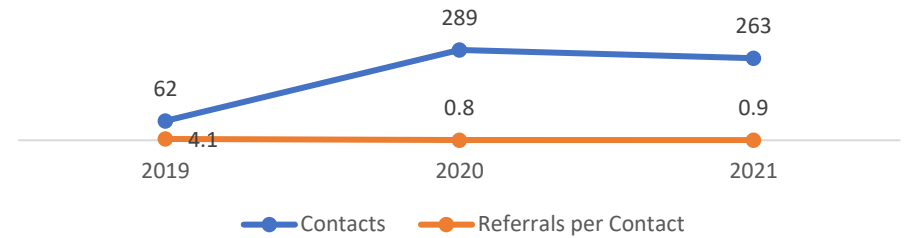


2021 Annual Report: Summaries of Projects

Police Navigator Program

- In 2021, the third year of the Police Navigator Program, the program increased their flexibility to respond to crises outside of scheduled hours.
- In 2021, the Police Navigator maintained a high level of contacts with individuals in addition to contacts with community members and family regarding individuals connected with the Navigator.
- Success Story: Only 3% of contacts led to arrests and those were only due to mandatory arrest laws.

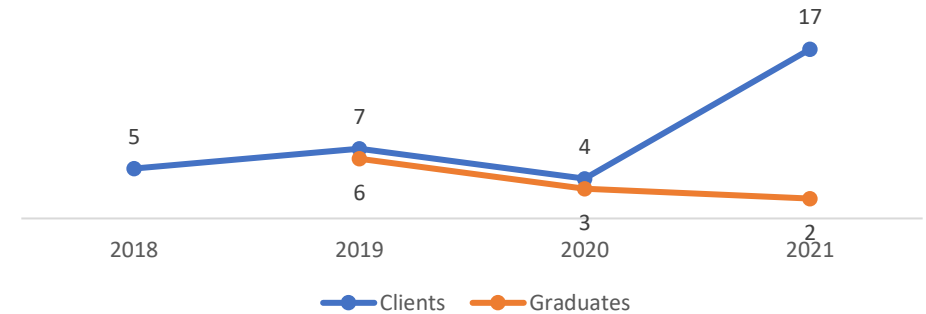
Contacts and Referrals per Contact Completed by the Police Navigator



Functional Family Therapy

- In the beginning of 2021, schools continued their pause on truancy referrals to the court due to hybrid learning model. By the end of the year referrals to the program had increased substantially.
- In 2021, the Functional Family Therapy program had a dramatic increase in individuals served from 4 (2020) to 17 (2021).
- Success Story: In 2021, 100% of participants in Functional Family Therapy graduated within 12 sessions.

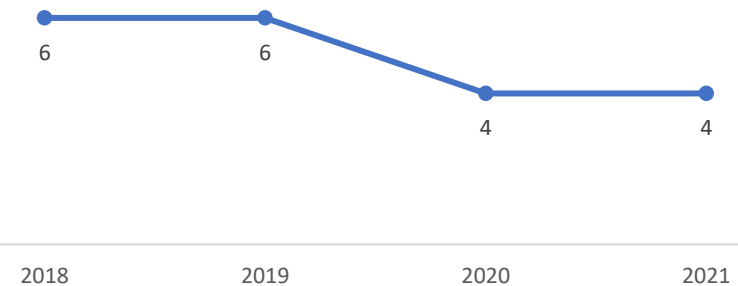
Clients and Graduates of Functional Family Therapy by Year



Discovery Behavioral Health Transitional Housing

- In 2021, individuals served by the Transitional Housing program began the year with phone check-ins with their case managers and by mid-year had returned to in-person meetings.
- Program faces difficulties finding permanent housing for clients.
- In 2021, the number of individuals served by the Transitional Housing program was maintained from 2020.
- Success Story: Of those who were discharged, 75% left to permanent housing. The one client who discharged to other housing was due to reunification with their child and need to transfer to family housing.

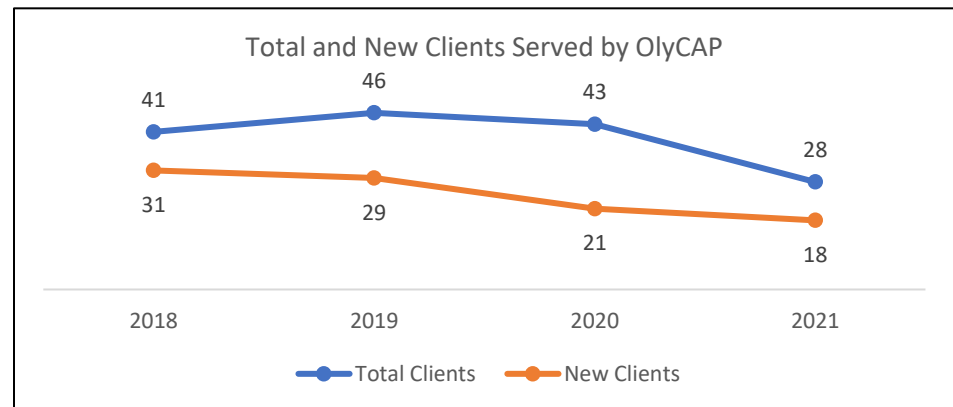
Individuals Served by DBH Transitional Housing



2021 Annual Report: Summaries of Projects

OlyCAP Housing

- Continuing into 2021, OlyCAP Housing had less turnover due to a decline in clients exiting services, lack of permanent housing for clients to move to, and a reduced number of referrals.
- In 2021, the total number of clients served by OlyCAP decreased from 43 (2020) to 28 (2021).
- Success Story: Of those discharged in 2021, 40% discharged to permanent housing.



Pfeiffer House: Therapeutic Support for Independent Living

Program Description: The Pfeiffer House supports individuals ages 18 – 24 who are in mental health and substance use disorder treatment through housing, case management, therapeutic coaching, and skill building.

- In 2021, the renovations were completed, and the first residents moved into the house in July.
- 19 outreach meetings and 6 open houses/house tours were held in the community to get referrals to the program.
- By the beginning of the third quarter, the house was at full capacity.
- In the fourth quarter, the therapist was serving three clients. Of those who participated, 67% attended at least one session per month after intake.

Discovery Behavioral Health Wraparound Services

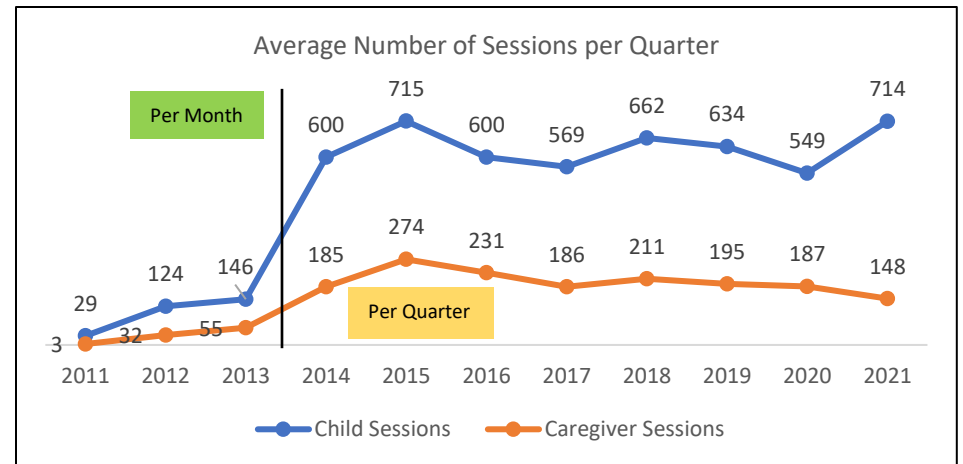
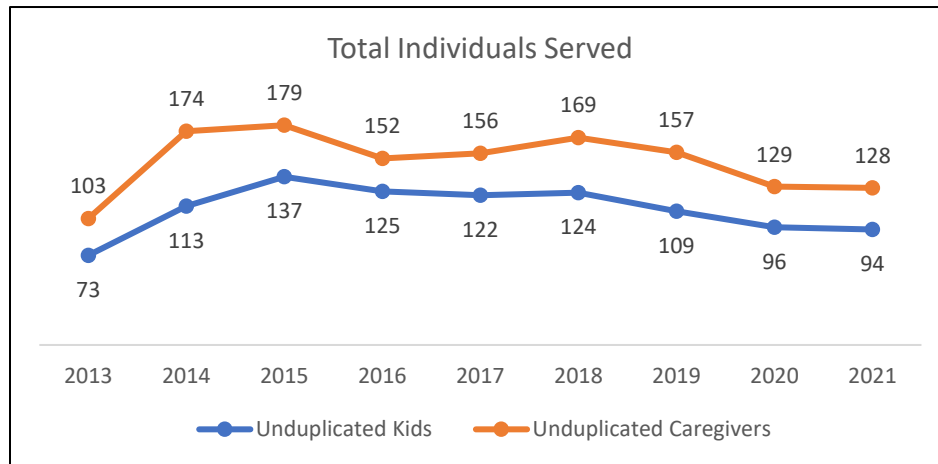
Program Description: Discovery Behavioral Health's Wraparound Services provides access to mental health services not funded by Medicare, private insurers, or those who are uninsured. This program will work with high utilizers to reduce a gap in coverage.

- In 2021, six clients were served by DBH's Wraparound Services Program and no clients left services.
- On average each client received 47 services (therapy sessions, group therapy sessions, case management services, medication management/monitoring services, and peer support) per quarter.
- 100% of clients reported feeling that they have seen progress during treatment.
- 100% of clients successfully maintained medication compliance.
- 33% of clients needed to be involuntarily hospitalized during 2021.

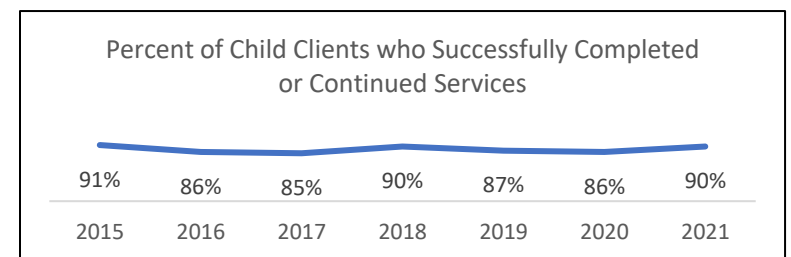
2020 Annual Report: Jumping Mouse

Program Description: Services to traumatized children who have directly impacted by a parent’s substance use disorder and/or mental illness; services also provided to the children’s caregivers. Jumping Mouse is reaching some of the most at-risk members of our community, preventing substance abuse and mental health problems before they begin.

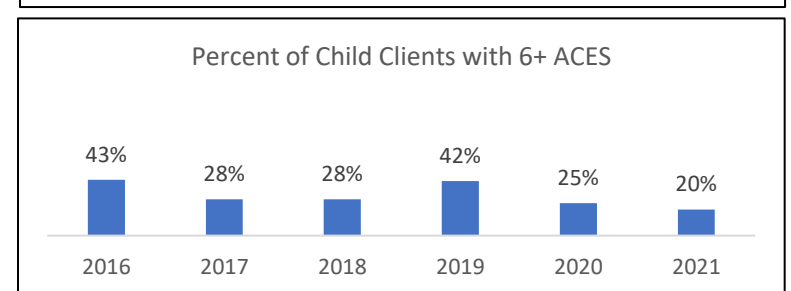
Program Outcomes	2017	2018	2019	2020	2021
80% of parents served successfully develop intended skills/behaviors of program	90%	90%	90%	95%	94%
90% of children served successfully participate in therapy	85%	90%	87%	86%	94%
88% of participants report program has helped them improve parenting skills	88%	92%	73%	83%	83%
88% of participants report program has helped them reach goals for family and self	88%	100%	86%	67%	83%



Top 5 Mental Health Diagnoses in Child Clients			
2018	2019	2020	2021
1. Anxiety	1. Anxiety	1. Anxiety	1. Anxiety
2. T or Z / Situational	2. Adjustment	2. Adjustment	2. Adjustment
3. Adjustment	3. T or Z / Situational	3. T or Z / Situational	3. T or Z / Situational
4. PTSD	4. PTSD	4. PTSD / Trauma	4. PTSD / Trauma
5. Attachment	5. Attachment	5. Attachment	5. Attachment



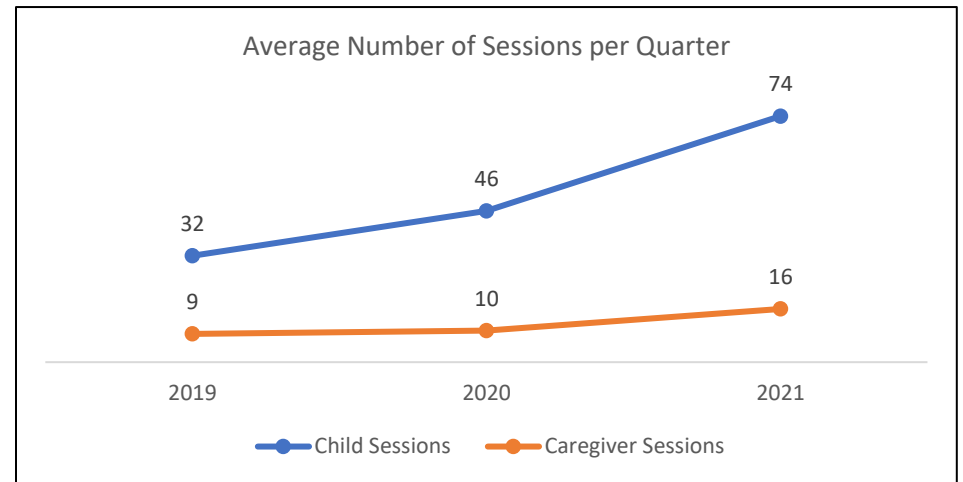
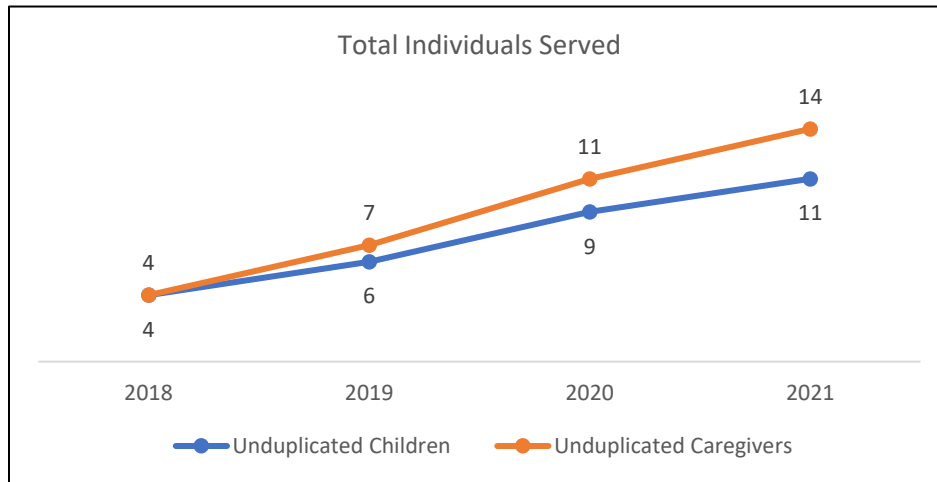
Top 5 ACES in Child Clients			
2018	2019	2020	2021
1. DIV/SEP	1. DIV/SEP	1. DIV/SEP	1. DIV/SEP
2. Mental Illness	2. Mental Illness	2. Mental Illness	2. Mental Illness
3. Alcohol/Drug Abuse	3. Alcohol/Drug Abuse	3. Alcohol/Drug Abuse	3. Neglect: Emotional
4. Abuse: Emotional	4. Neglect: Emotional	4. Neglect: Emotional	4. Domestic Violence
5. Neglect: Emotional	5. Domestic Violence	5. Domestic Violence	5. Abuse: Emotional



2020 Annual Report: Jumping Mouse (Brinnon)

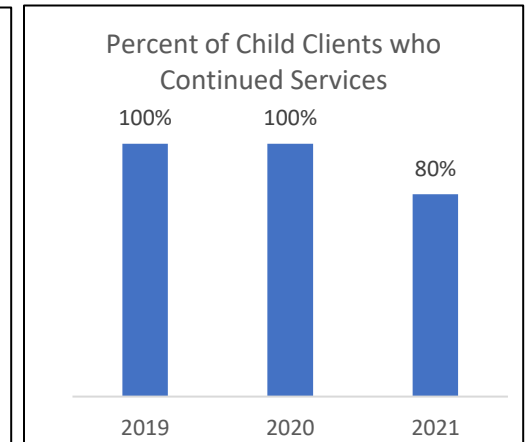
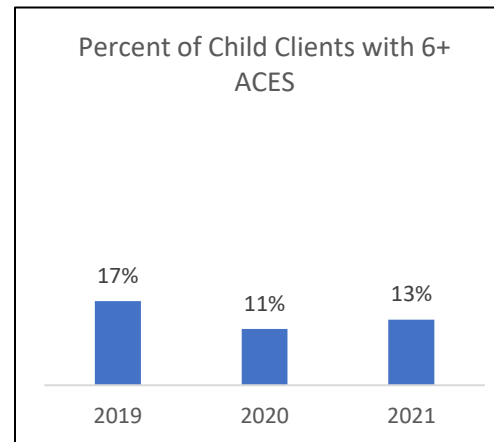
Program Description: Jumping Mouse has set up a satellite center in the Brinnon School District. Jumping Mouse provides weekly long-term therapy to children who attend Brinnon School District, provides support and education to parents/caregivers and teachers/staff of the children served.

Program Outcomes	2019	2020	2021
90% of children served successfully participate in therapy	100%	100%	91%
80% of parents served successfully developed intended skills/behaviors of program	100%	100%	93%
80% of participants report program has helped them improve parenting skills	-	-	-
80% of participants report program has helped them reach goals for family and self	-	-	-
80% of teachers and staff report program has helped child and family reach goals	73%	-	-



Top 2 Mental Health Diagnoses in Child Clients		
2019	2020	2021
1. Anxiety	1. PTSD/Trauma	1. Anxiety
2. PTSD/Trauma	2. Anxiety	2. PTSD/Trauma

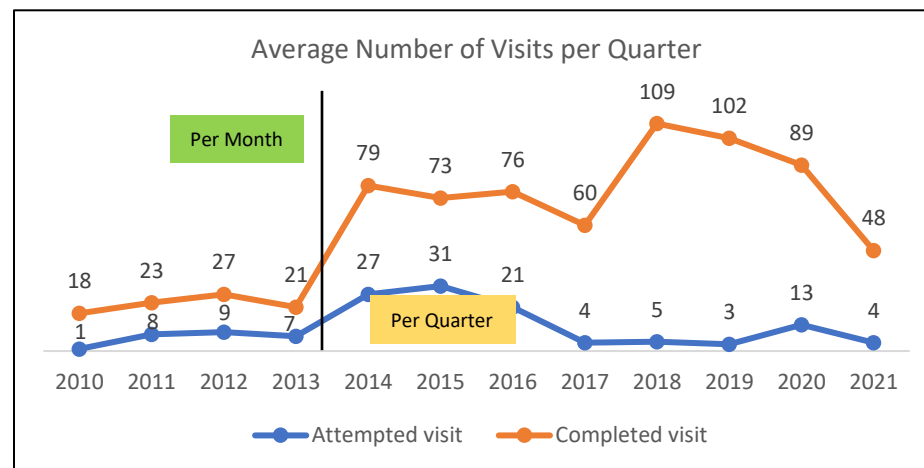
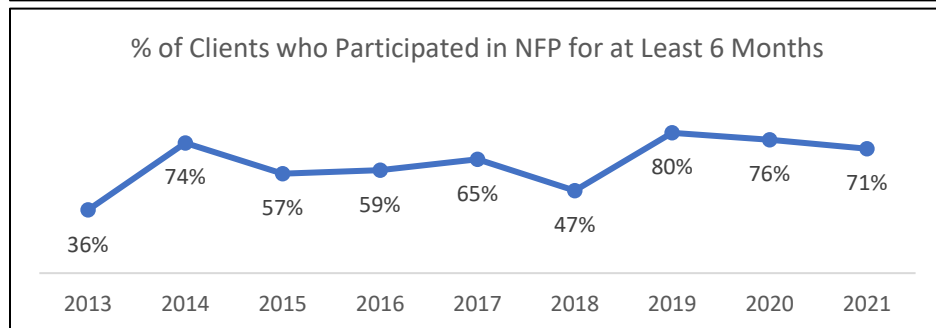
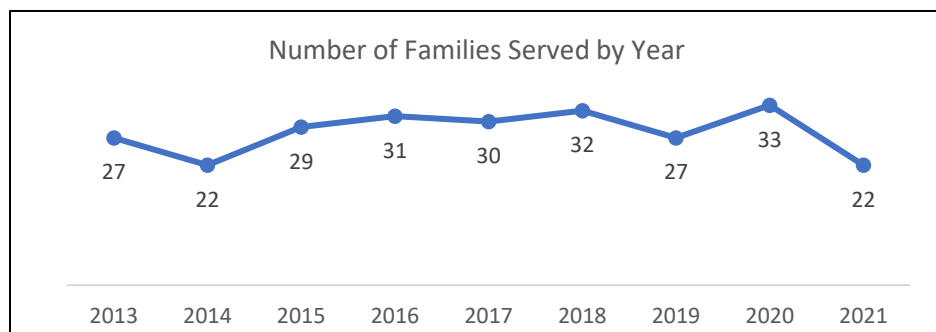
Top 5 ACES in Child Clients		
2019	2020	2021
1. DIV/SEP	1. DIV/SEP	1. DIV/SEP
2. Alcohol/Drug Abuse	2. Alcohol/Drug Abuse	2. Alcohol/Drug Abuse
3. Mental Illness	3. Neglect: Emotional	3. Mental Illness
4. Neglect: Emotional	4. Abuse: Emotional	4. Abuse: Emotional
5. Abuse: Emotional	5. Mental Illness	5. Neglect: Emotional



2020 Annual Report: Nurse Family Partnership

Program Description: A public health nurse (PHN) serves low-income first-time pregnant mothers with social/health indicators (recent personal history of substance use and/or mental illness) that increase the risk for poor outcomes for mother and infant. The public health nurse treats the mother using behavior change theory and motivational interviewing for quitting substances, preventing relapse, treating mental illness, and addressing intergenerational patterns within the family system.

Program Outcomes	2017	2018	2019	2020	2021
75% of those referred to the NFP Program are enrolled	-	-	-	35%	44%
60% of families who no longer receive services due to program completion	-	-	-	100%	67%
XX% of parents referred to mental health treatment and engaged in services	60%	60%	83%	43%	0%
XX% of parents referred to substance abuse treatment and engaged in services	50%	50%	100%	0%	44%
XX% of parents improved their risk level for overall mental health from initial to year 1 assessment	-	-	-	25%	40%
XX% of parents improved their risk level for substance use and abuse from initial to year 1 assessment	-	-	-	25%	20%
XX% of parents improved their risk level for intimate partner violence from initial to year 1 assessment	-	-	-	0%	20%
XX% of parents agreed their emotional health improved since started working with PHN	80%	50%	72%	100%	100%
XX% of parents agreed they were more confident they could reduce/eliminate tobacco use since PHN	75%	50%	16%	100%	57%
XX% of parents agreed they were more confident they could reduce/eliminate alcohol/drug use since PHN	67%	25%	11%	100%	57%
XX% of parents agree they were better able to set and achieve goals since PHN	80%	50%	89%	100%	100%
XX% of parents agree they were better able to access community resources since PHN	90%	75%	100%	100%	100%
XX% of parents agree they were better prepared to parent a new baby since PHN	100%	75%	100%	100%	100%

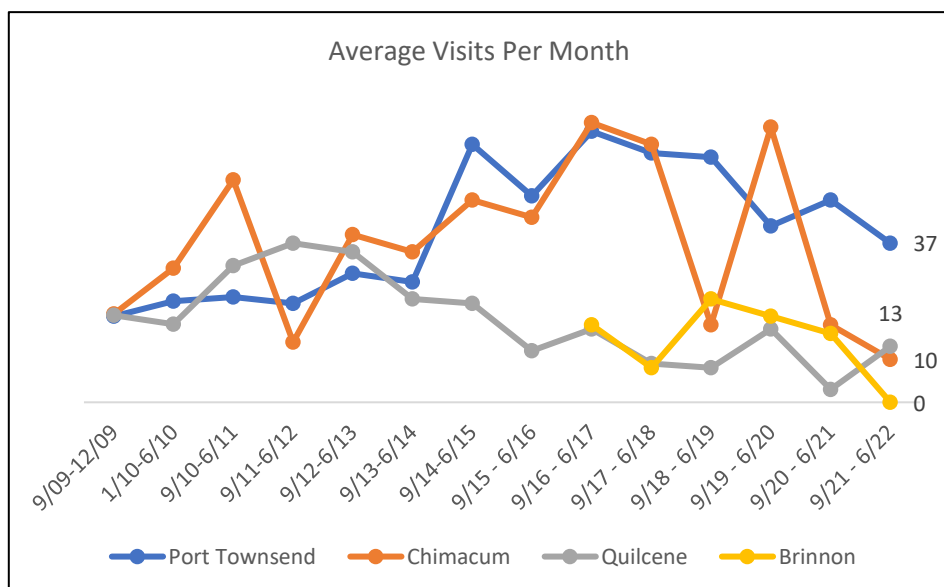
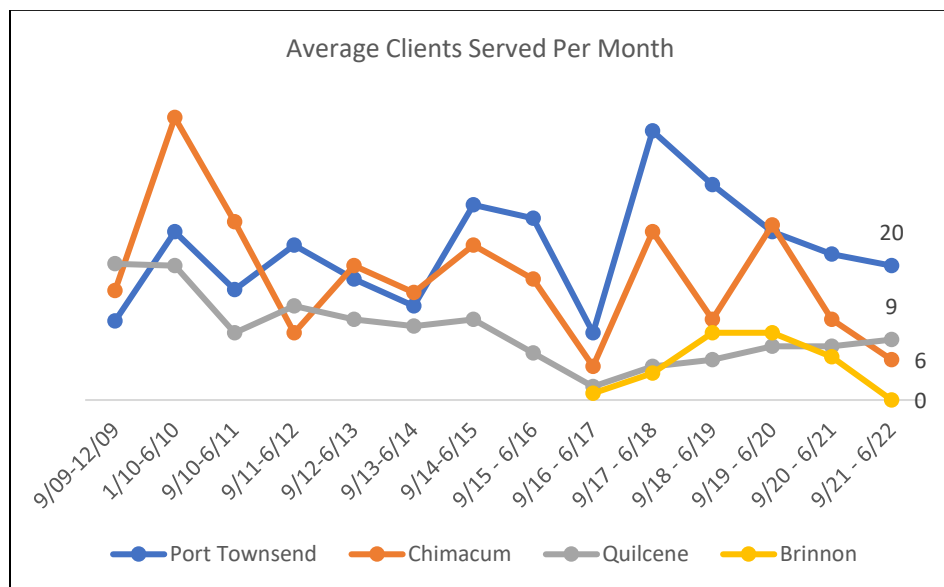


Top 3 Mental Health Diagnoses in Clients			
2018	2019	2020	2021
1. Anxiety	1. Anxiety	1. Anxiety	1. Depression
2. Depression	2. Depression	2. Depression	2. PTSD/Trauma
3. PTSD	3. PTSD	3. Psychosis	3. Anxiety

2020 Annual Report: School-Based Mental Health

Program Description: Mental health professionals provide therapeutic services to students in the Port Townsend, Chimacum, Quilcene, and Brinnon School Districts. Consultations with school staff and other agencies are also provided for the students engaged in the program. Easy access to experienced professionals with no financial burden to the family has proven its worth in high levels of participation at all four school sites.

School Year	Unduplicated SBHC Clients					Total Visits					Average Visits Per Client					Range in Visits			
	PT	Chim	Quil	Brin	Total	PT	Chim	Quil	Brin	Total	PT	Chim	Quil	Brin	Total	PT	Chim	Quil	Brin
2010 – 11	54	86	19	-	159	245	517	318	-	1080	4	6	16	-	7	1 - 17	1 - 33	1 - 46	-
2011 – 12	66	44	27	-	137	229	141	372	-	742	3	3	14	-	5	1 - 20	1 - 23	1 - 42	-
2012 – 13	57	62	24	-	143	303	386	347	-	1036	5	6	14	-	7	1 - 21	1 - 26	1 - 48	-
2013 – 14	50	58	24	-	132	282	350	244	-	876	6	6	10	-	7	1 - 23	1 - 36	1 - 27	-
2014 - 15	77	74	29	-	180	599	471	225	-	1295	8	6	8	-	7	1 - 31	1 - 35	1 - 21	-
2015 - 16	75	45	25	-	145	479	431	118	-	1028	6	10	5	-	7	1 - 31	1 - 52	1 - 25	-
2016 - 17	103	54	21	14	192	628	646	172	177	1623	6	12	8	13	8	1 - 14	1 - 15	1 - 8	1 - 9
2017 - 18	106	110	17	10	243	584	598	94	79	1355	6	5	6	8	6	1 - 14	1 - 10	1 - 8	1 - 9
2018 - 19	110	50	17	10	187	569	178	79	240	1066	6	4	5	24	6	1 - 28	1 - 58	3 - 31	2 - 48
2019 - 20	78	139	21	18	256	411	638	171	201	1421	5	5	8	11	6	1 - 20	1 - 50	1 - 24	1 - 40
2020 - 21	53	54	20	29	156	466	182	112	161	921	9	3	6	6	6	1 - 29	1 - 16	1 - 17	1 - 21
2021 - 22	45	12	22	-	79	219	20	79	-	318	5	2	4	-	4	1 - 19	1 - 3	1 - 13	-



2020 Annual Report: School-Based Mental Health

Port Townsend – Top 5 Reasons for Visit

2016 – 17	2017 – 18	2018 – 19	2019 - 20	2020 – 21	2021 – 22
1. Family	1. Future	1. Family	1. Family	1. Family	1. Stress
2. Relationships	2. Relationships	2. Depression	2. Self-Esteem	2. Stress	2. Family
2. Stress	3. Stress	3. Stress	3. Relationships	3. Relationships	3. Anxiety
4. Anxiety	4. Family	4. Anxiety	4. Stress	4. Self-Esteem	3. Depression
5. Depression	5. Crt Diversion	5. Relationships	5. Anxiety	5. Anxiety	4. Relationships

Quilcene – Top 5 Reasons for Visit

2016 – 17	2017 – 18	2018 – 19	2019 - 20	2020 – 21	2021 – 22
1. Stress	1. Stress	1. Stress	1. Family	1. MH Wellness	1. MH Wellness
2. Family	2. Family	2. Relationships	2. Anxiety	2. Family	2. Family
3. School	3. School	3. Anxiety	3. Relationships	3. Relationships	3. Anxiety
4. Anxiety	4. Relationships	4. Future	4. Stress	4. Future	4. Depression
5. Relationships	5. Anxiety	5. Family	5. Future	5. Anxiety	4. Relationships

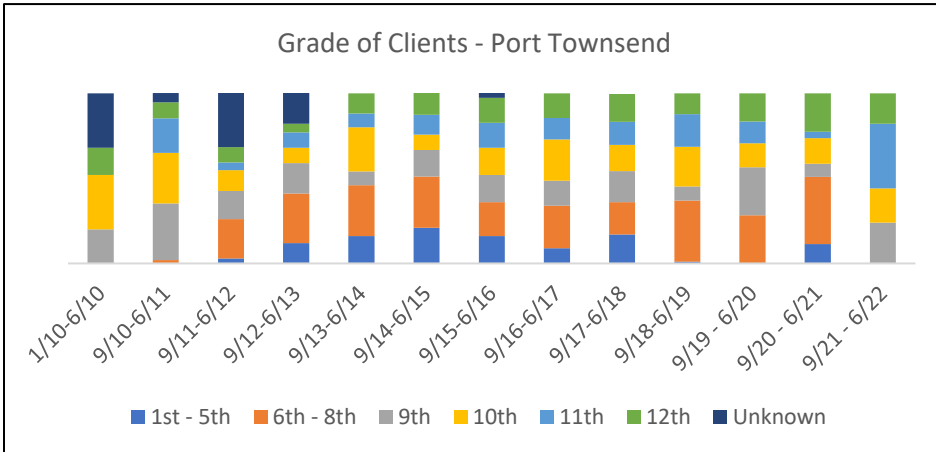
Chimacum – Top 5 Reasons for Visit

2016 – 17	2017 – 18	2018 – 19	2019 - 20	2020 – 21	2021 – 22
1. Family	1. Family	1. Family	1. Family	1. MH Wellness	1. Relationships
2. Anxiety	2. Depression	2. Future	2. Relationships	2. Future	2. School
3. Relationships	3. Anxiety	3. Anxiety	3. Future	3. Family	2. Stress
4. Stress	4. Anger	4. Stress	4. School	4. Relationships	3. Family
5. Depression	5. Stress	5. Self-Esteem	5. Anxiety	5. School	4. Self Esteem

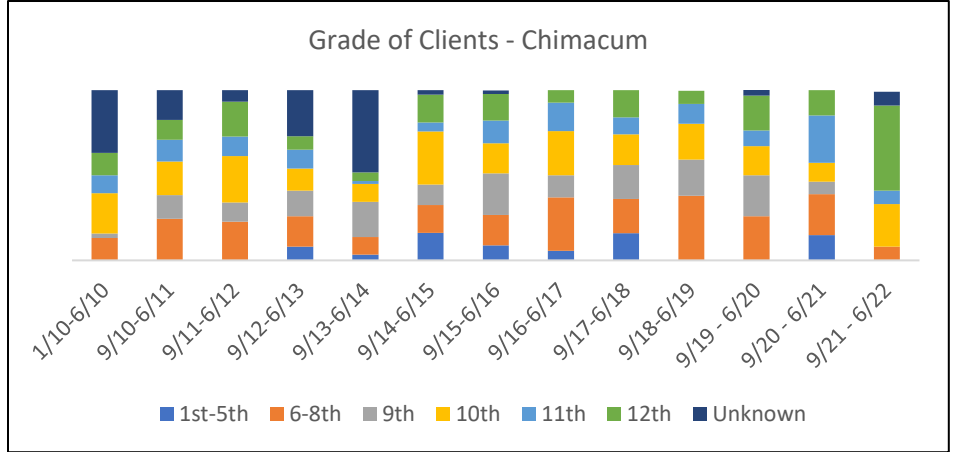
Brinnon – Top 5 Reasons for Visit

2016 – 17	2017 – 18	2018 – 19	2019 - 20	2020 – 21	2021 – 22
1. Stress	1. Stress	1. Family	1. Family	1. Relationships	-
2. School	2. Family	2. Relationships	2. Relationships	2. Family	-
3. Family	3. School	3. School	3. Anxiety	3. Self-Esteem	-
4. Relationships	4. Self-Esteem	4. Anger	4. Future	4. Stress	-
5. Future	5. Anxiety	5. Future	5. School	5. Anxiety	-

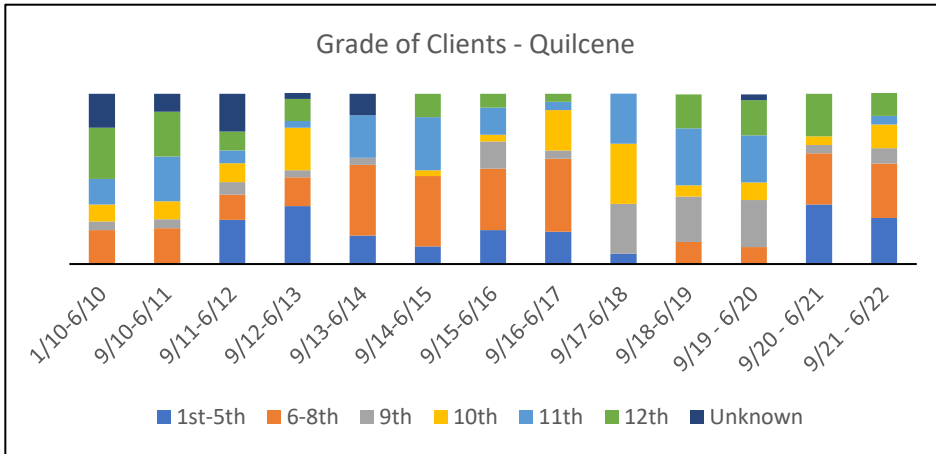
Grade of Clients - Port Townsend



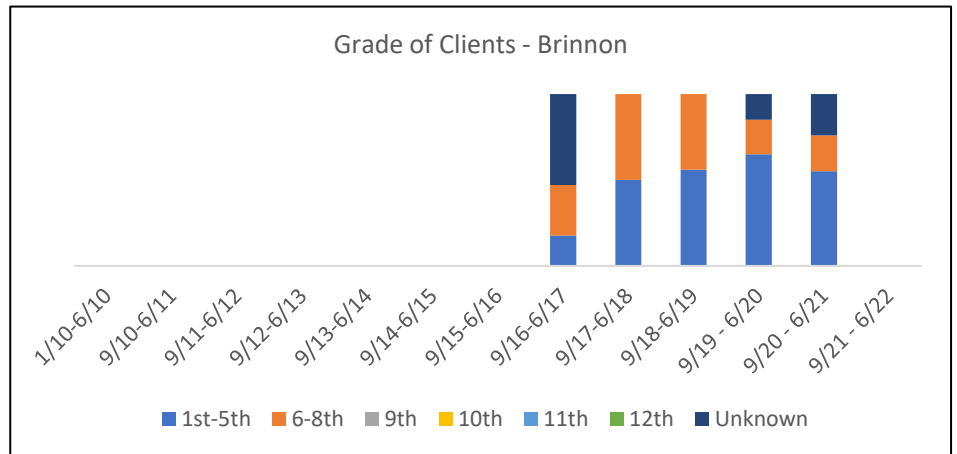
Grade of Clients - Chimacum



Grade of Clients - Quilcene



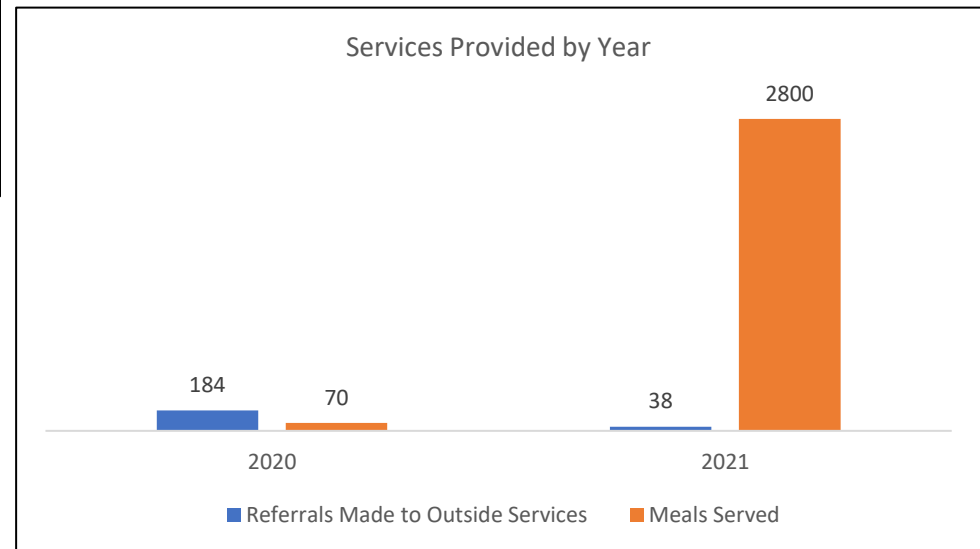
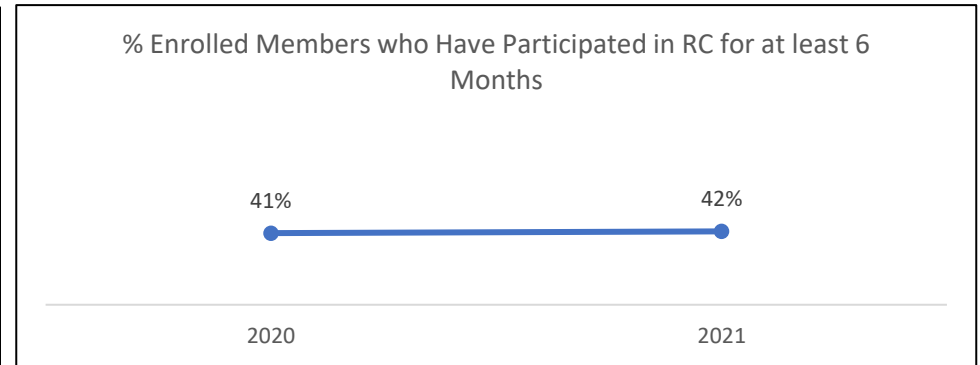
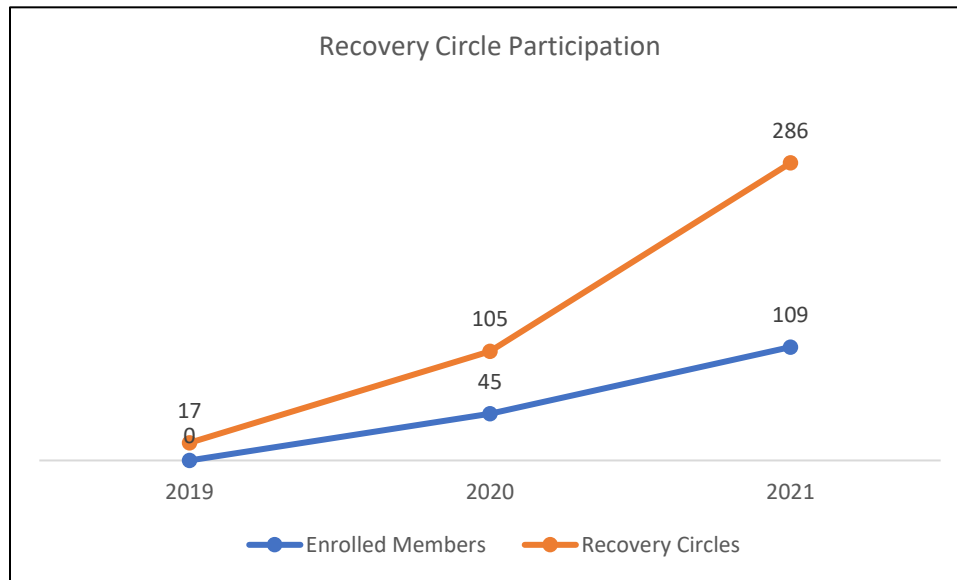
Grade of Clients - Brinnon



2020 Annual Report: Recovery Café

Program Description: A drug- and alcohol-free place where café members can recover from mental illness, homelessness, domestic violence, addiction, and trauma.

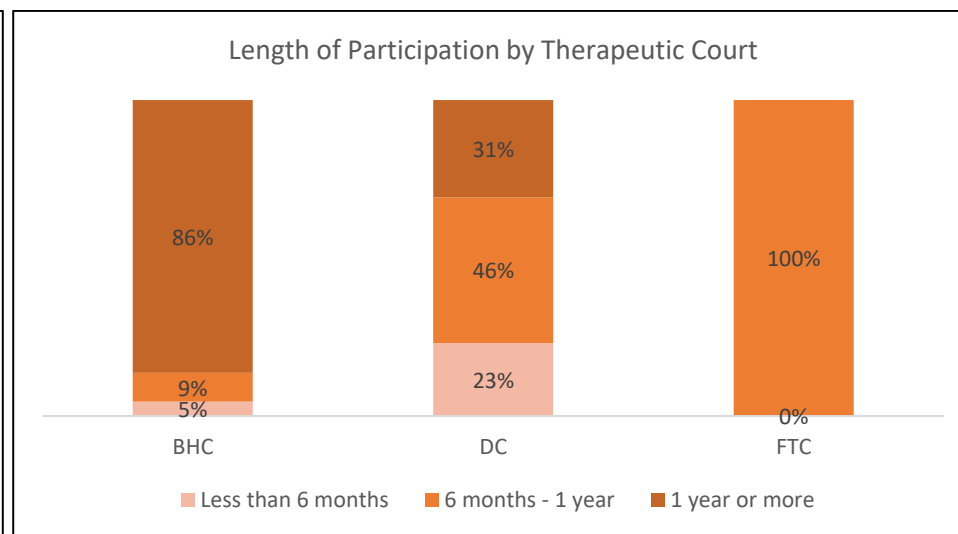
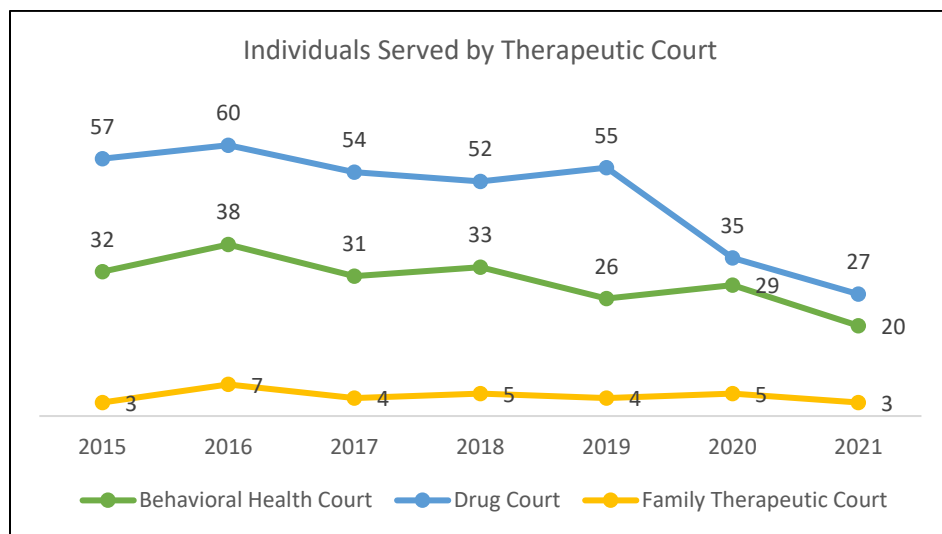
Program Outcomes	2021
Members visit the RC at least 12 times per quarter.	6
Number of Recovery Circles increases over the year.	Increased from 58 (Q1) to 84 (Q4)
80% of members report prevention of relapse in most recent quarterly member survey	57%
80% of members report RC helped to stabilize mental health in most recent quarterly member survey	66%
Less than 15% of clients self-reported a relapse while members of the Recovery Café	6%
90% of members report feeling “somewhat,” “very”, or “extremely” connected to the RC community	97%



2020 Annual Report: Therapeutic Courts: Behavioral Health Court, Drug Court, and Family Therapeutic Court

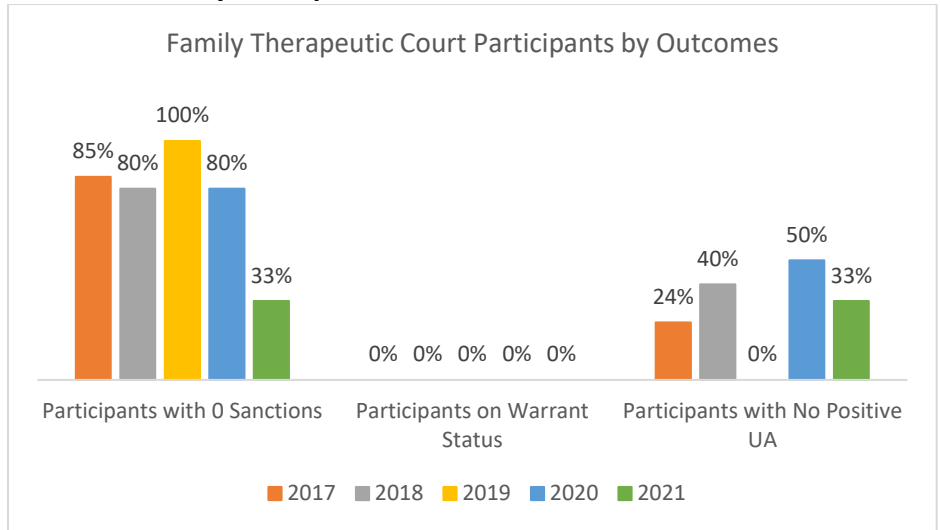
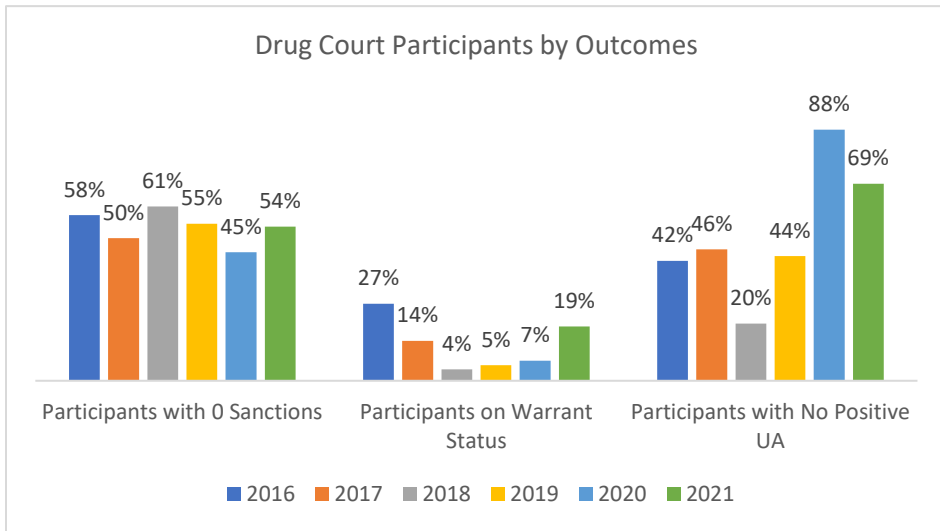
Program Description: The therapeutic courts serve the population who are involved with the criminal justice system and would likely be incarcerated. The therapeutic courts provide an opportunity for participants to work on their underlying issues, therefore reducing the jail population and is an essential element of restorative justice.

	Behavioral Health Court							Drug Court							Family Therapeutic Court						
	2015	2016	2017	2018	2019	2020	2021	2015	2016	2017	2018	2019	2020	2021	2015	2016	2017	2018	2019	2020	2021
Individuals served	32	38	31	33	26	29	20	57	60	54	52	55	35	27	3	7	4	5	4	5	3
Graduates	2	5	6	10	1	6	1	12	16	12	6	14	15	8	1	2	0	1	2	5	3
Children reunited	-	-	-	-	-	-	-	-	-	-	-	-	-	-	2	3	0	0	0	2	3
Discharges	5	2	12	5	4	6	2	11	13	24	5	17	3	6	0	1	0	1	0	0	0



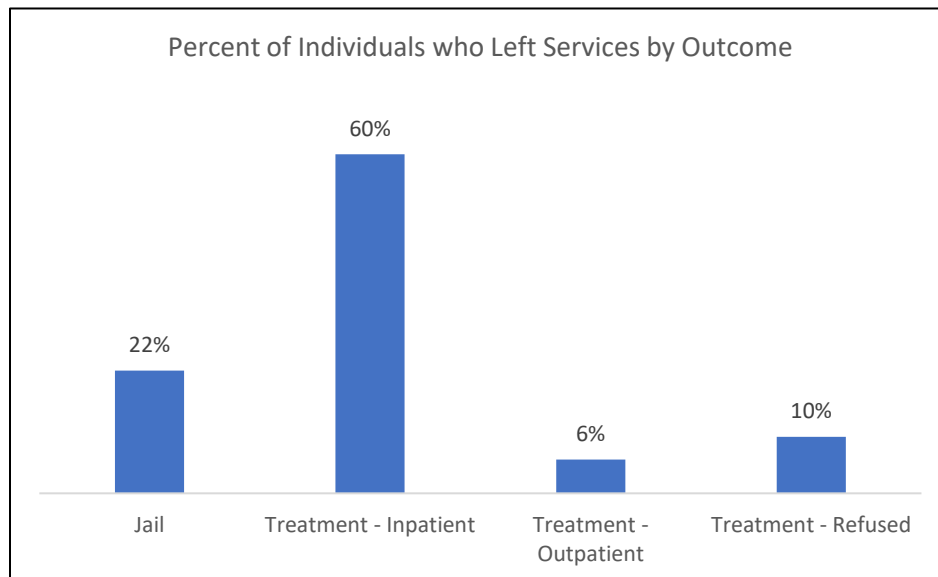
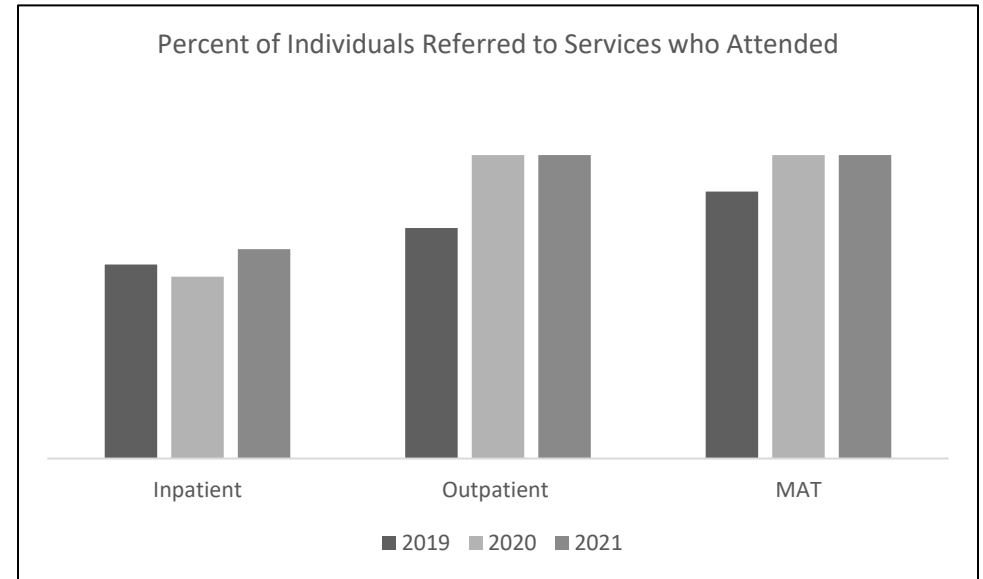
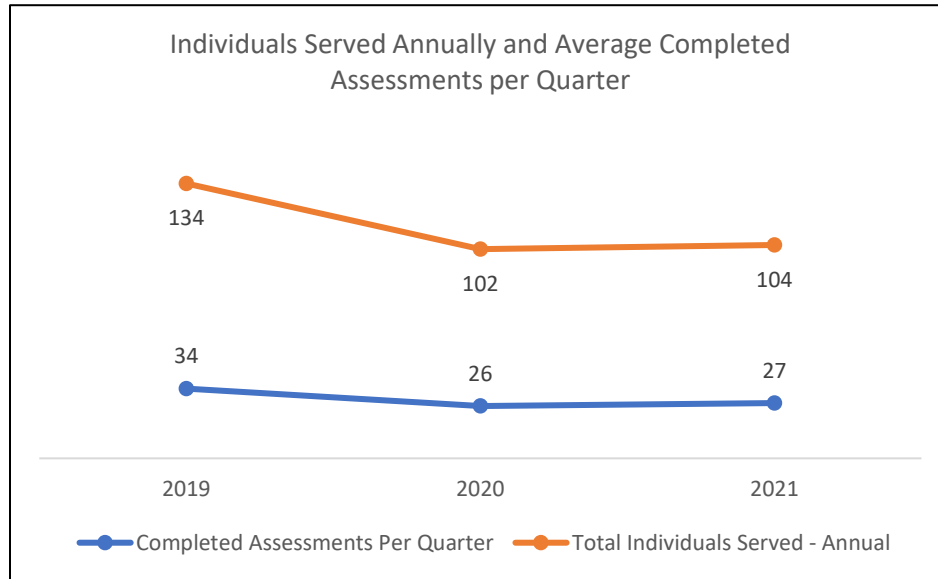
Top 5 Mental Health Diagnoses - Behavioral Health Court						
2015	2016	2017	2018	2019	2020	2021
1. Bipolar Disorder	1. Depression	1. Schizoaffective / Schizophrenia	1. PTSD	1. Depression	1. Anxiety Disorder	1. PTSD/Trauma
2. PTSD	2. Bipolar Disorder	2. Bipolar Disorder	2. Schizoaffective / Schizophrenia	2. Bipolar Disorder	1. Depression	2. Anxiety Disorder
3. Depression	2. PTSD	2. PTSD	3. Bipolar Disorder	3. Anxiety Disorder	1. PTSD	2. Bipolar Disorder
4. Substance Use Disorder	4. Schizoaffective / Schizophrenia	4. Depression	3. Depression	4. PTSD	4. Bipolar Disorder	3. Depression
5. Schizoaffective / Schizophrenia	5. Delusional Disorder	5. Anxiety Disorder	5. Delusional Disorder	5. Substance Use Disorder	5. Schizoaffective / Schizophrenia	4. Schizoaffective / Schizophrenia

2020 Annual Report: Therapeutic Courts: Behavioral Health Court, Drug Court, and Family Therapeutic Court



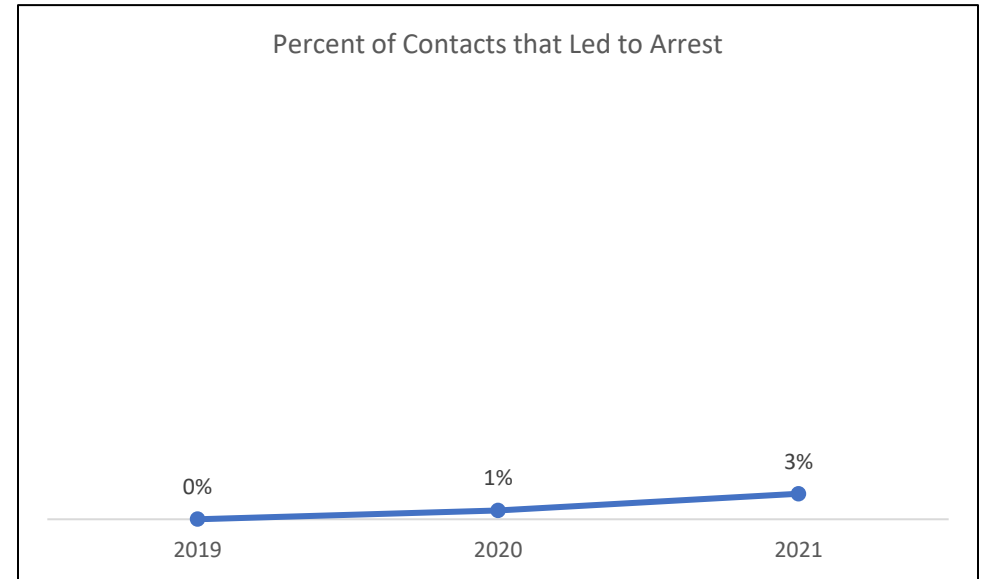
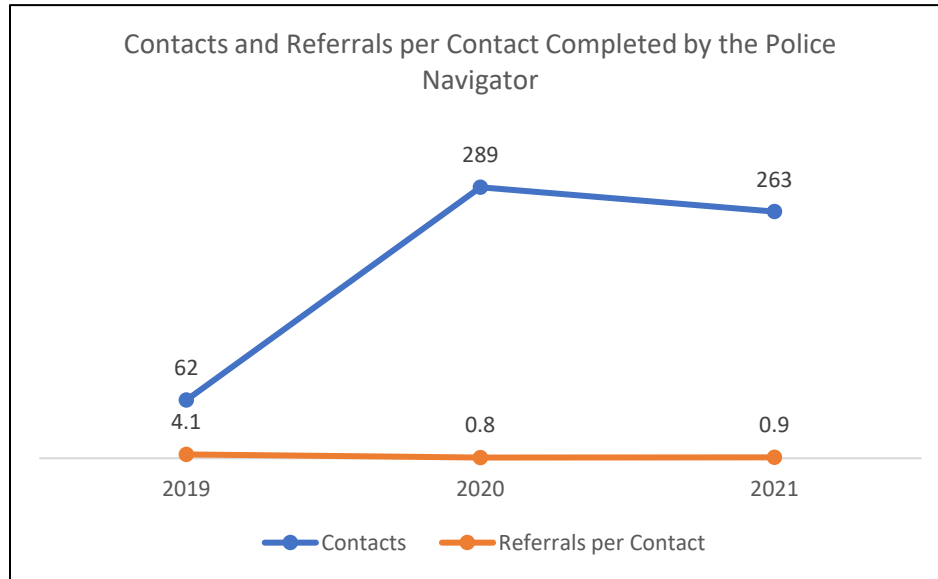
2020 Annual Report: Believe in Recovery

Program Description: A chemical dependency professional (CDP) assesses subjects booked into jail for substance use disorder and/or withdrawal, provide services/referrals for inmates with substance abuse dependencies to Discovery Behavioral Health, Jefferson County Public Health, and the jail medical provider, coordinates care with Safe Harbor and the therapeutic courts, and assists with inmate placement into treatment programs. CDP actively recruits inmates with substance abuse issues to participate in a weekly case.

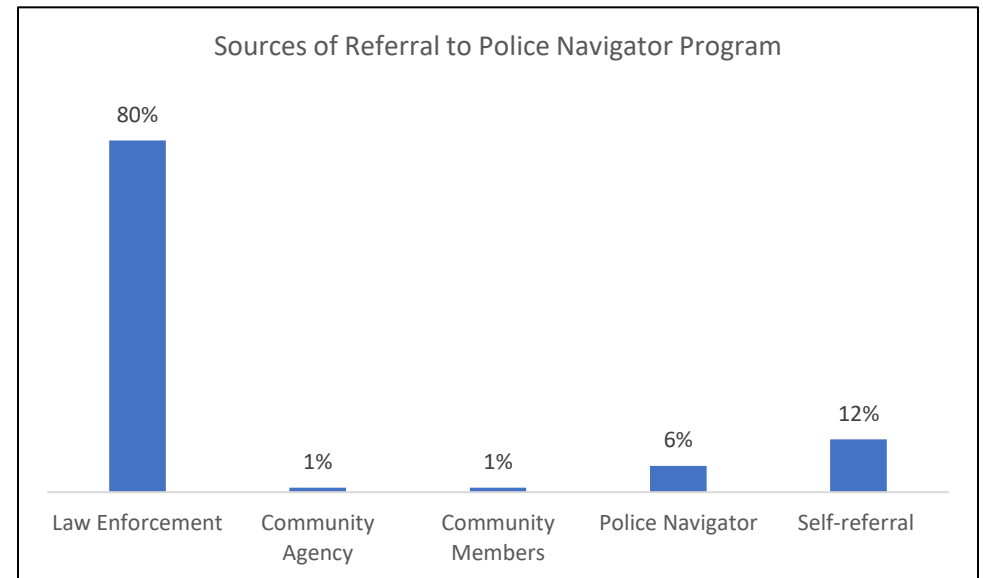


2020 Annual Report: Police Navigator Program

Program Description: Engage with individuals who encounter Port Townsend police officers and appear to need mental health and/or substance abuse intervention through case management by a navigator with the goal to reduce recidivism in jails and emergency rooms.

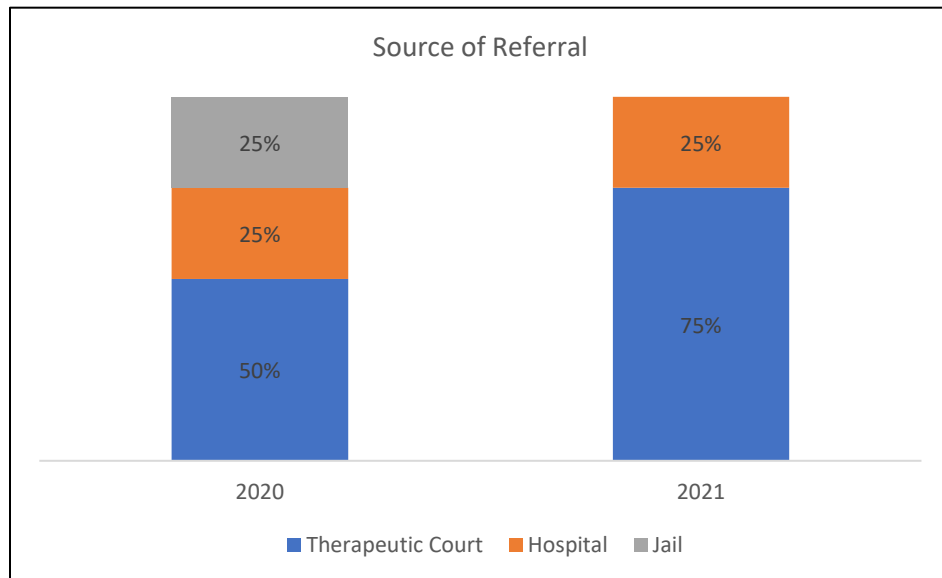
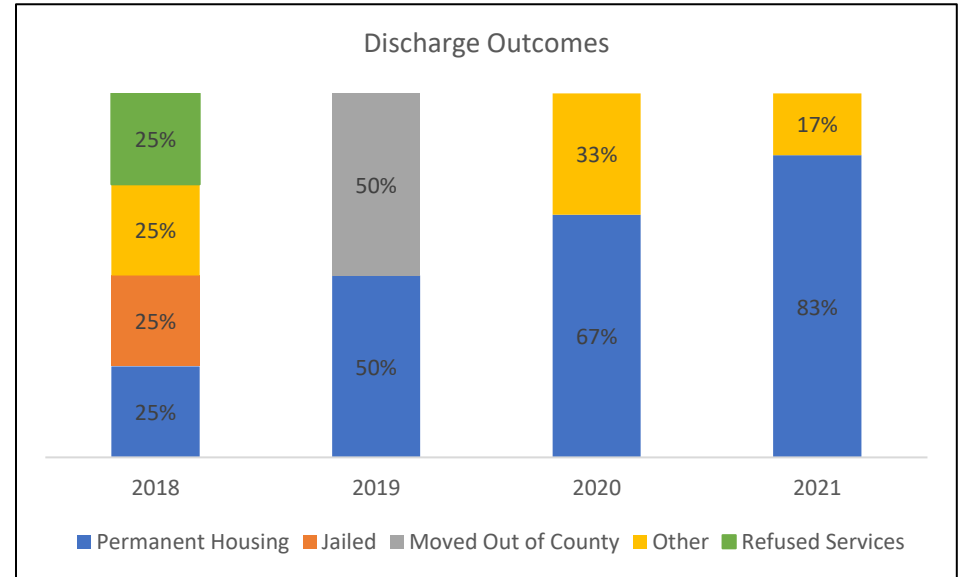
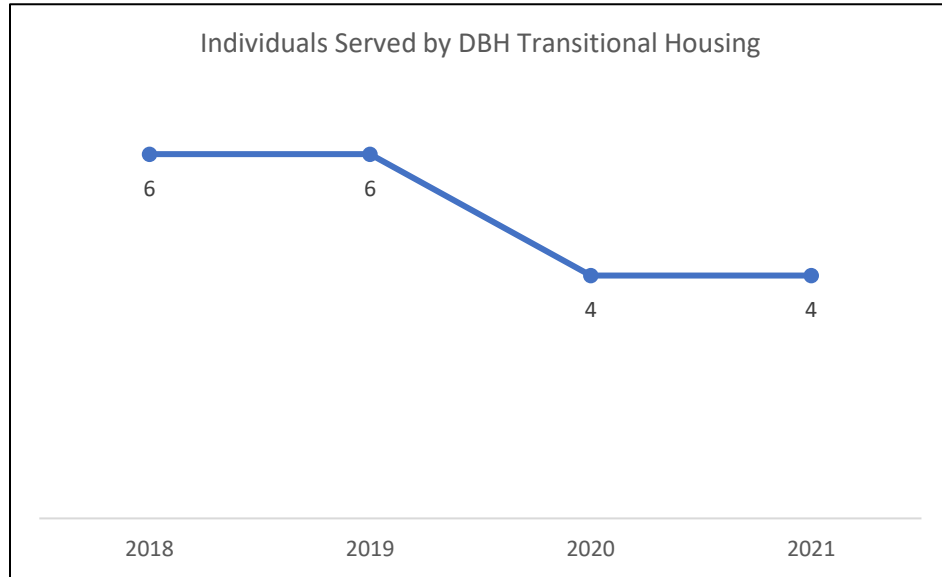


Top 4 Self-Reported Mental Health Symptoms		
2019	2020	2021
1. Delusions	1. Depression	1. Depression
2. Psychosis	1. Psychosis	2. Memory Impairment
3. PTSD/Trauma	3. Anger	3. Psychosis
4. Depression	3. Anxiety	4. Delusions



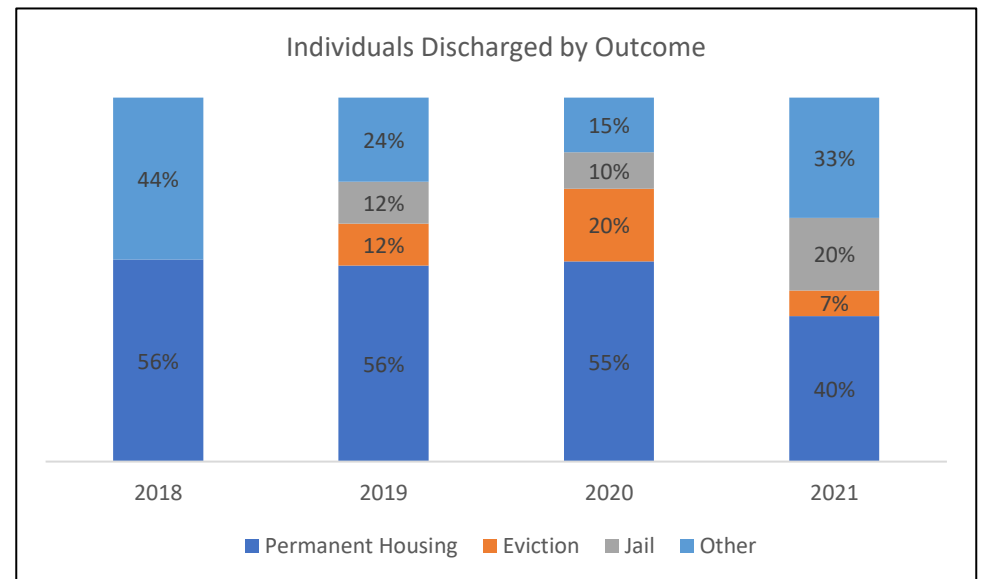
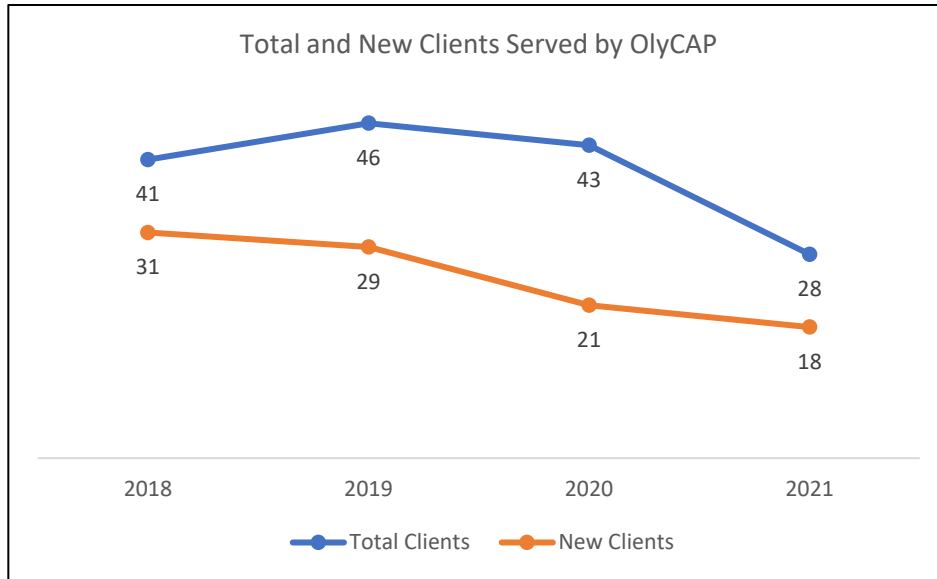
2020 Annual Report: Discovery Behavioral Health Transitional Housing

Program Description: Discovery Behavioral Healthcare provides transitional housing services for up to 10 Jefferson County citizens who are at immediate risk of or a continuing risk of psychiatric hospitalization, or who have been recently discharged from the hospital without a home. The following is provided: market rate rent for one apartment at Thomas Street Apartments, rent of one room at Bayside Hotel for an individual with severe mental illness who is currently homeless and overnight housing for up to 3 nights a month at Harborside Inn, for citizens needing immediate short-term housing.

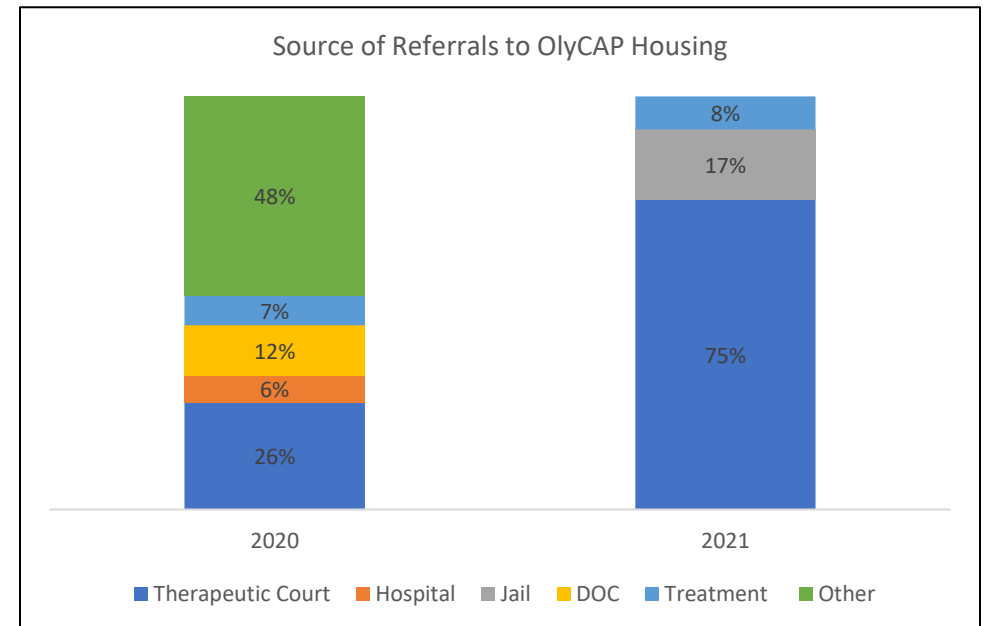


2020 Annual Report: OlyCAP Housing

Program Description: Olympic Community Action Program (OlyCAP) provides transitional housing at the Haines Street Cabins for individuals with substance use disorder or mental illness who are participating in therapeutic courts or who are discharged from jail or a hospital without a home. The 1/10th of 1% fund pays for the utilities at the cabins.



Top 4 Self-Reported Mental Health Symptoms		
2019	2020	2021
1. Substance Use Disorder	1. Substance Use Disorder	1. Substance Use Disorder
2. PTSD/Trauma	2. PTSD/Trauma	2. PTSD/Trauma
3. Anxiety	3. Depression	3. Depression
3. Depression	4. Anxiety	4. Bipolar



2020 Annual Report: Functional Family Therapy

Program Description: The Jefferson County Juvenile/Family Court's Functional Family Therapy program provides early intervention programming for youth who are chronically truant due to family issues, substance use disorders and/or behavioral health challenges prior to formal court involvement.

