



OPIOID SETTLEMENT DASHBOARD PROJECT PHASE 1 PARTNER DATA COLLECTION AND MANAGEMENT DASHBOARD

Phase 1 Partner Data Collection and Management Dashboard

Purpose:

- Create a dashboard for cities, counties, Opioid Abatement Councils and Washington state to:
 - Display incoming settlement dollars and how they are allocated to the state and local partners.
 - Enable participating funded recipients to cohesively manage, report, and validate their strategies and efforts.

Approach:

- **Phased approach:** New dashboards and data sources in each upcoming phase.
- **Co-design:** Direct feedback from our local and state partners
 - Virtual meetings
 - Email outreach at every step of the project.



ATTENTION!!!

Draft visualizations presented here do not represent real data. They are pre-development mock-ups for planning purposes only.


WASHINGTON OPIOID SETTLEMENTS

Overview

Payment
Schedule

Local
Spending
Plans

DATA AS OF 12/11/2023 11:59PM PT

 [Click here for dashboard user tips](#)



Payment Schedule of Estimated Payments

This section tracks past payments and estimates future disbursements to Washington State and local governments receiving opioid settlement funds. Our goal is to empower decision-makers with transparent and actionable insights to assist in budget forecasting and strategic planning. Please note that, while every effort will be made to report accurate data, these estimates are subject to change.



Local Spending Plans

This section displays self-reported data on how cities, counties, regional Opioid Abatement Councils, and Washington State have allocated opioid settlement funds. Users can view the strategies employed by various jurisdictions to address opioid-related challenges within their communities. The information shared here fosters knowledge-sharing, supports informed decision-making, and increases the capacity for collaboration between opioid settlement funds recipients.

Submit Data

State

Local

Tribes

Contact Us for Questions
and Technical Issues



WASHINGTON OPIOID SETTLEMENTS

DATA AS OF 12/11/2023 11:59PM PT

Overview

Payment Schedule

Local Spending Plans

[Click here for dashboard user tips](#)

The visualizations here show the estimated payment schedules for cities, counties, Opioid Abatement Councils, and Washington State. The estimated amounts were provided by the Washington State Attorney General's Office based on the most recent information available and are subject to change. Questions about these estimates and visualizations can be directed to megan.tripp@hca.wa.gov. **Legal and Technical Notes**

Select Location

Statewide

State

County

Adams County

Asotin County

Benton County

Benton-Franklin

Chelan County

Chelan-Douglas

Clallam County

Clark County

Columbia County

Cowlitz County

City

Opioid Abatement Council

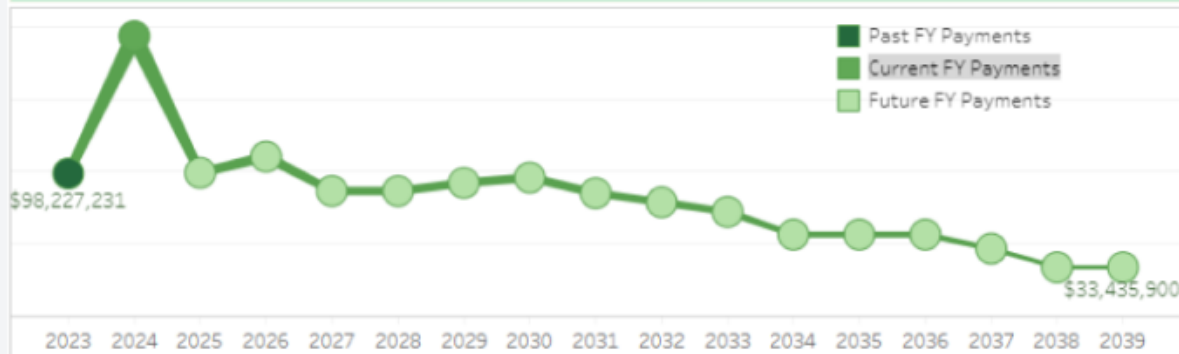
Trend View

Table View

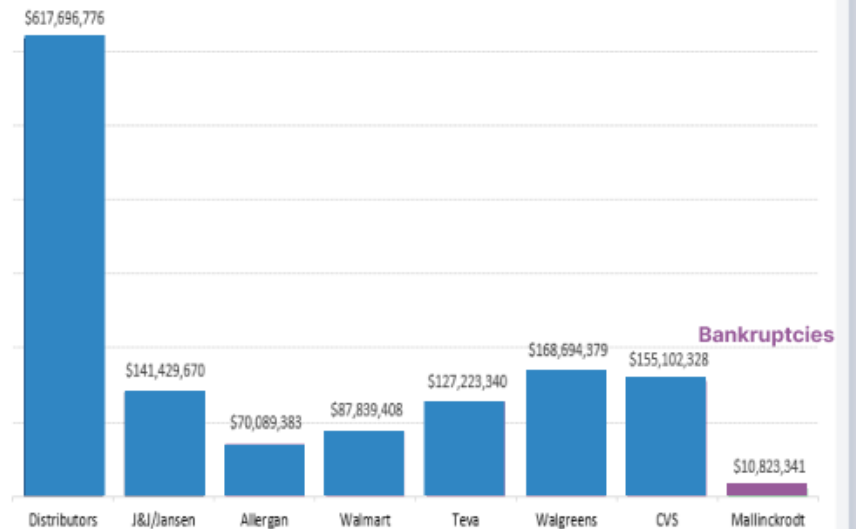
18 Year Payment to Washington State & Local Governments (Total) during 2022-2023

\$1,375,354,409

Payments Over Time - Statewide (Total)



Total Payments by Settlement



Submit Data

State

Local

Tribes

Contact Us for Questions and Technical Issues



Download Payout Schedule Data

WASHINGTON OPIOID SETTLEMENTS

DATA AS OF 12/11/2023 11:59PM PT

Overview

Payment Schedule

Local Spending Plans

[Click here for dashboard user tips](#)

The visualizations here show the estimated payment schedules for cities, counties, Opioid Abatement Councils, and Washington State. The estimated amounts were provided by the Washington State Attorney General's Office based on the most recent information available and are subject to change. Questions about these estimates and visualizations can be directed to megan.tripp@hca.wa.gov. **Legal and Technical Notes**

Select Location

Statewide
 State

County

- Adams County
- Asotin County
- Benton County
- Benton-Franklin
- Chelan County
- Chelan-Douglas
- Clallam County
- Clark County
- Columbia County
- Cowlitz County

City
 Opioid Abatement Council

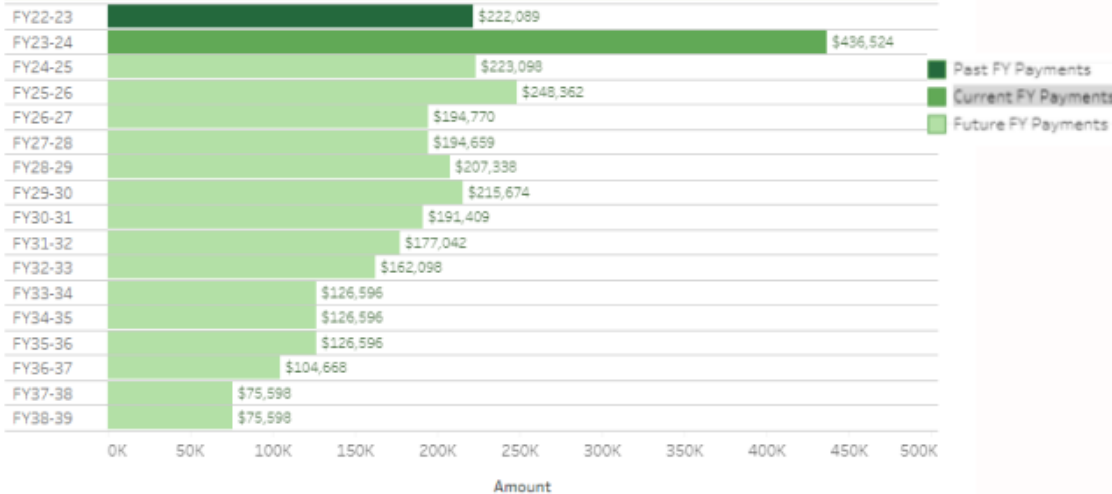
Trend View

Table View

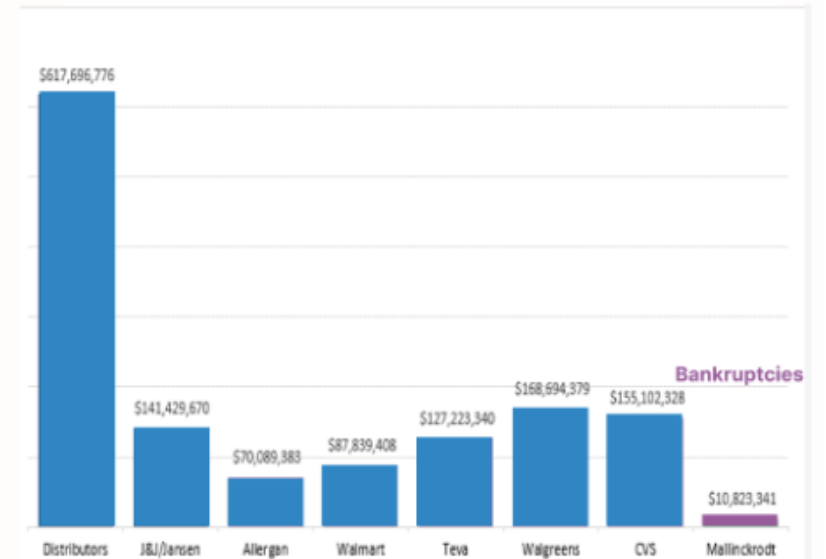
18 Year Payment to Washington State & Local Governments (Total) during 2022-2023

\$1,375,354,409

Payment Table - Adams County



Total Payments by Settlement



Submit Data

State

Local

Tribes

Contact Us for Questions and Technical Issues



Download Local Spending Plans

Download Payout Schedule Data

WASHINGTON OPIOID SETTLEMENTS

DATA AS OF 12/11/2023 11:59PM PT


Overview

Payment
Schedule

Local
Spending
Plans

View Localities with
Submitted Spending Plans

View Local Spending Plans

 [Click here for dashboard user tips](#)

The visualizations here provide information about how cities, counties, Opioid Abatement Councils, and Washington State have reported the allocation of opioid settlement funds. The data used to create these visualizations are based on self-reported data uploaded to this site or otherwise submitted to HCA. Spending categories are taken from the list of Approved Strategies in each opioid settlement agreement (commonly referred to as Exhibit E). **Legal and Technical Notes**

Select Location

Statewide

State

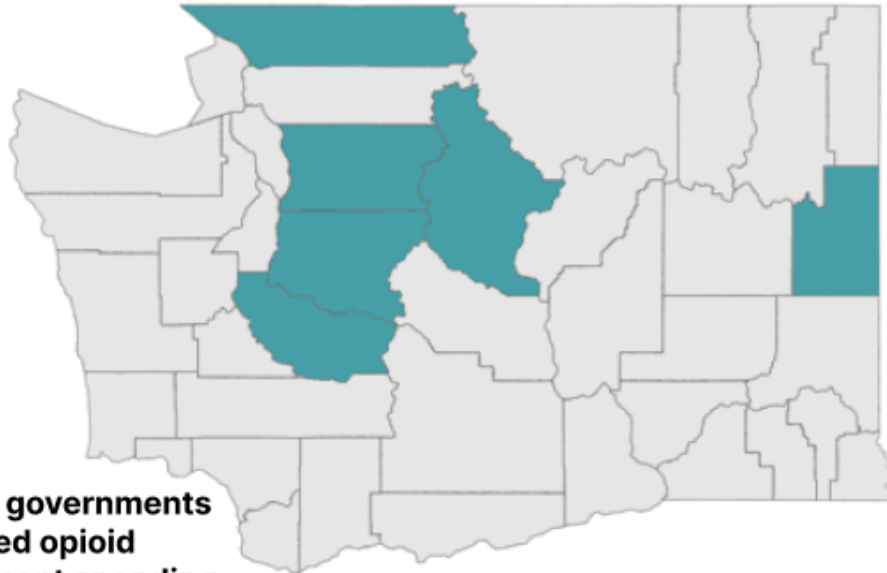
County

- Adams County
- Asotin County
- Benton County
- Benton-Franklin
- Chelan County
- Chelan-Douglas
- Clallam County
- Clark County
- Columbia County
- Cowlitz County

City

Opioid Abatement Council

Which local governments have reported plans



Which strategies do they plan to fund



Submit Data

State

Local

Tribes

Contact Us for Questions
and Technical Issues



Download the Strategy List

WASHINGTON OPIOID SETTLEMENTS

DATA AS OF 12/11/2023 11:59PM PT


Overview

Payment Schedule

Local Spending Plans

View Localities with Submitted Spending Plans

View Local Spending Plans

 [Click here for dashboard user tips](#)

The visualizations here provide information about how cities, counties, Opioid Abatement Councils, and Washington State have reported the allocation of opioid settlement funds. The data used to create these visualizations are based on self-reported data uploaded to this site or otherwise submitted to HCA. Spending categories are taken from the list of Approved Strategies in each opioid settlement agreement (commonly referred to as Exhibit E). **Legal and Technical Notes**

SELECT LOCATION

Statewide

State

County

- Adams County
- Asotin County
- Benton County
- Benton-Franklin
- Chelan County
- Chelan-Douglas
- Clallam County
- Clark County

City

Opioid Abatement Council

SELECT STRATEGY

- MAT and other treatment options
- Naloxone overdose reversal
- Pregnant & postpartum people
- Prevention programs
- Recovery services
- Research on effectiveness
- Syringe service programs
- Treatment for incarcerated population
- Treatment for NAS

How much spending was authorized for each strategy, and when will it be used?

Location	Strategy	Date Authorized	Amount Authorized
King County	First responders	9/6/2022	30k
		3/4/2023	18k
	Expanding syringe service programs	8/30/2023	32k
Pierce County	Prevent misuse of opioids	2/25/2022	482.1k
	Leadership, planning and coordination	8/22/2024	267.4k
	Prevent misuse of opioids	2/17/2023	5k
Spokane County	Expanding syringe service programs	8/15/2023	33.5k
	Leadership, planning and coordination	2/10/2022	30k
		8/8/2022	77.3k
Whatcom County	Leadership, planning and coordination	2/3/2023	169.2k
	Prevent misuse of opioids	8/1/2023	7.1k
	Prevention programs	1/27/2024	28k

Submit Data

State

Local

Tribes

Contact Us for Questions and Technical Issues



Submit Local Spending Plans

Next Steps for Phase 1

Complete all pre-development
stakeholdering efforts for Phase
1 Partner Dashboard

Complete stakeholdering and
user testing

Go live!

Mar 7, 2024

Apr 19, 2024

May 5, 2024

May 28, 2024

May 29, 2024

Complete development of Phase
1 Partner Dashboard

Complete all preparations for
dashboard launch



Questions?

Contact: Zeyno.Nixon@doh.wa.gov